

LOOPED SCHEDULES FOR DATAFLOW DESCRIPTIONS OF MULTIRATE SIGNAL PROCESSING ALGORITHMS¹

Shuvra S. Bhattacharyya
Edward A. Lee

Department of Electrical Engineering and Computer Sciences
University of California
Berkeley, California 94720

December 7, 1993

ABSTRACT

The synchronous dataflow (SDF) programming paradigm has been used extensively in design environments for multirate signal processing applications. In this paradigm, the repetition of computations is specified by the relative rates at which the computations consume and produce data. This implicit specification of iteration allows a compiler to easily explore alternative nested loop structures for the target code with respect to their effects on code size, buffering requirements and throughput. In this paper, we develop important relationships between the SDF description of an algorithm and the range of looping structures offered by this description, and we discuss how to improve code efficiency by applying these relationships.

1 Introduction

Synchronous dataflow (SDF) is a restricted form of the dataflow model of computation [5]. In the dataflow model, a program is represented as a directed graph. The nodes of the graph, also called *actors*, represent computations and the arcs represent data paths between computations. In SDF [15], each node consumes a fixed number of data items, called *tokens* or *samples*, per invocation and produces a fixed number of output samples per invocation. Figure 1 shows an SDF graph that has three actors A, B, and C. Each arc is annotated with the number of samples

¹This research was sponsored by ARPA and the United States Air Force.

produced by its source actor and the number of samples consumed by its sink actor. The “D” on the arc between B and C represents a unit *delay*, which can be viewed as an initial sample that is queued on the arc. SDF and related models have been studied extensively in the context of synthesizing assembly code for signal processing applications, for example [7, 8, 9, 10, 17, 18, 19, 20].

In SDF, *iteration* is defined as the repetition induced when the number of samples produced on an arc (per invocation of the source actor) does not match the number of samples consumed (per sink invocation) [12]. For example, in figure 1, actor B must be invoked two times for every invocation of A. Multirate applications often involve a large amount of iteration and thus subroutine calls must be used extensively, code must be replicated, or loops must be organized in the target program. The use of subroutine calls to implement repetition may reduce throughput significantly, however, particularly for graphs involving small granularity. On the other hand, we have found that code duplication can quickly exhaust on-chip program memory [11]. As an alternative, we examine the problem of arranging loops in the target code.

In [11], How demonstrated that by clustering connected subgraphs that operate at the same repetition-rate, and scheduling these consolidated subsystems each as a single unit, we can often synthesize loops effectively. This technique was extended in [3] to cluster across repetition-rate changes and to take into account the minimization of buffering requirements. Although these techniques proved effective over a large range of applications, they do not always yield the most compact schedule for an SDF graph [2].

In this paper we define a simple optimality criterion for the synthesis of compact loop-structures from an SDF graph. The criterion is based on the *looped schedule* notation introduced in [3], in which loops in a schedule are represented by parenthesized terms of the form $(n M_1 M_2 \dots M_k)$, where n is a positive integer, and each M_i represents an SDF actor or another (nested)

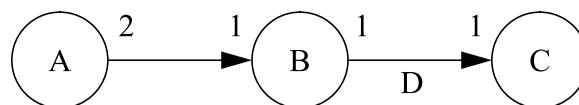


Fig. 1. A simple SDF graph. Each arc is annotated with the number of samples produced by its source and the number of samples consumed by its sink. The “D” designates a unit delay.

loop. For the graph in figure 1, for example, the looped schedule $A(2 BC)$ specifies the firing sequence $ABCBC$. Using this notation, we can define an optimally-compact looped schedule as one that contains only one lexical appearance of each actor in the SDF graph. We call such an “optimal” looped schedule a **single appearance** schedule. More precisely, a single appearance schedule is a looped schedule in which no actor appears more than once. For example the looped schedule $CA(2 B)C$ for figure 1 is not a single appearance schedule since C appears twice. Thus, either C must be implemented with a subroutine, or we must insert two versions of C ’s code block into the synthesized code. In the schedule $A(2 CB)$ however, no actor appears more than once, so it is a single appearance schedule; thus it allows in-line code generation without a code-size penalty.

Our observations suggest that we can construct single appearance schedules for most practical SDF graphs [2]. In this paper, we formally develop transformations that can be applied to single appearance schedules to improve the efficiency of the target code. We also determine necessary and sufficient conditions for an SDF graph to have a single appearance schedule. These conditions were developed independently, in a different form, by Ritz et al. [20], although their application of the condition is quite different to ours. Ritz et al. discuss single appearance schedules in the context of *minimum activation* schedules, which minimize the number of “context-switches” between actors. For example, in the looped schedule $A(2 CB)$ for figure 1, the invocations of B and C are interleaved, and thus a separate activation is required for each invocation — 5 total activations are required. On the other hand, the schedule $A(2 B)(2 C)$ requires only three activations, one for each actor. In the objectives of [20], the latter schedule is preferable, because in that code-generation framework, there is a large overhead involved with each activation. With effective register allocation and instruction scheduling, such overhead can often be avoided, however, as [18] demonstrates. Thus, we prefer the former schedule, which has less looping overhead and requires less memory for buffering.

Our focus has been on creating a general framework for developing scheduling algorithms that provably generate single appearance schedules when possible, and that incorporate other scheduling objectives, such as the minimization of buffering requirements, in a manner that is guaranteed not to interfere with code compaction goals. The framework modularizes different

parts of the scheduling process, and the compiler developer has freedom to experiment with the component modules, while the framework guarantees that the interaction of the modules does not impede code size minimization goals. We have applied conditions for the existence of a single appearance schedule to define our scheduling framework. Due to space limitations, we do not elaborate further on this scheduling framework in this paper; instead, we refer the reader to [2].

We begin with a review of the SDF model of computation and the terminology associated with looped schedules for SDF graphs. SDF principles were introduced [13] in terms of connected graphs. However, for developing scheduling algorithms it is useful to consider non-connected graphs as well, so in section 3 we extend SDF principles to non-connected SDF graphs. In sections 4 and 5, we discuss a schedule transformation called *factoring*, which can produce large reductions in the amount of memory required for buffering. Finally, in section 6, we develop conditions for the existence of a single appearance schedule, and we discuss the application of these conditions to synthesizing single appearance schedules whenever they exist. The sections form a linear dependence chain — each section depends on the previous ones. For reference, a summary of terminology and notation can be found in the glossary at the end of the paper.

2 Background

2.1 Synchronous Dataflow

An SDF program is normally translated into a loop, where each iteration of the loop executes one cycle of a periodic schedule for the graph. In this section we summarize important properties of periodic schedules.

For an SDF graph G , we denote the set of nodes in G by $N(G)$ and the set of arcs in G by $A(G)$. For an SDF arc α , we let $source(\alpha)$ and $sink(\alpha)$ denote the nodes at the source and sink of α ; we let $p(\alpha)$ denote the number of samples produced by $source(\alpha)$, $c(\alpha)$ denote the number of samples consumed by $sink(\alpha)$, and we denote the delay on α by $delay(\alpha)$. We define a **subgraph** of G to be that SDF graph formed by any $Z \subseteq N(G)$ together with the set of arcs $\{\alpha \in A(G) \mid$

$source(\alpha), sink(\alpha) \in Z\}$. We denote the subgraph associated with the subset of nodes Z by *subgraph*(Z, G); if G is understood, we may simply write *subgraph*(Z).

We can think of each arc in G as having a FIFO queue that buffers the tokens that pass through the arc. Each FIFO contains an initial number of samples equal to the delay on the associated arc. Firing a node in G corresponds to removing $c(\alpha)$ tokens from the head of the FIFO for each input arc α , and appending $p(\beta)$ tokens to the FIFO for each output arc β . After a sequence of 0 or more firings, we say that a node is *fireable* if there are enough tokens on each input FIFO to fire the node. An *admissible schedule* for G is a sequence $S = S_1 S_2 \dots S_N$ of nodes in G such that each S_i is fireable immediately after S_1, S_2, \dots, S_{i-1} have fired in succession.

If some S_i is not fireable immediately after its antecedents have fired, then there is least one arc α such that (1) $sink(\alpha) = S_i$, and (2) the FIFO associated with $sink(\alpha)$ contains less than $c(\alpha)$ tokens just prior to the i th firing in S . For each such α , we say that S *terminates on α at firing S_i* . Clearly then, S is admissible if and only if it does not terminate on any arc α .

We say that a schedule S is a *periodic schedule* if it invokes each node at least once and produces no net change in the number of tokens on a FIFO — for each arc α , (the number of times $source(\alpha)$ is fired in S) $\times p(\alpha) =$ (the number of times $sink(\alpha)$ is fired in S) $\times c(\alpha)$. A *valid schedule* is a schedule that is both periodic and admissible. For a given schedule, we denote the i th firing, or *invocation*, of actor N by N_i , and we call i the *invocation number* of N_i .

In [14], it is shown that for each connected SDF graph G , there is a unique minimum number of times that each node needs to be invoked in a periodic schedule. We specify these minimum numbers of firings by a vector of positive integers \mathbf{q}_G , which is indexed by the nodes in G , and we denote the component of \mathbf{q}_G corresponding to a node N by $\mathbf{q}_G(N)$. Corresponding to each periodic schedule S , there is a positive integer $J(S)$ called the *blocking factor* of S , such that S invokes each $N \in N(G)$ exactly $J(S)\mathbf{q}_G(N)$ times. We call \mathbf{q}_G the *repetitions vector* of G . If G is understood from context, we may refer to \mathbf{q}_G simply as \mathbf{q} . From the definition of a repetitions vector, we obtain the following three facts:

Fact 1: The components of a repetitions vector are collectively coprime; that is, they have no common divisor that exceeds unity.

Fact 2: The *balance equation* $\mathbf{q}(\text{source}(\alpha)) \times p(\alpha) = \mathbf{q}(\text{sink}(\alpha)) \times c(\alpha)$ is satisfied for each arc α in G . Also, any positive-integer vector that satisfies the balance equations is a positive-integer multiple of the repetitions vector.

Fact 3: Suppose that G is a connected SDF graph and S is an admissible schedule for G . If there is a positive integer J_0 such that S invokes each $N \in N(G)$ exactly $J_0 \mathbf{q}(N)$ times, then S is a valid schedule.

Thus a positive-integer vector indexed by the nodes in a connected SDF graph is the repetitions vector for that SDF graph iff it satisfies the balance equations and its components are coprime.

Given an SDF graph G , we say that G is **strongly connected** if for any pair of distinct nodes A, B in G , there is a directed path from A to B and a directed path from B to A . We say that a strongly connected SDF graph is *nontrivial* if it contains more than one node. Also, we say that a subset Z of nodes in G is strongly connected if $\text{subgraph}(Z, G)$ is strongly connected. Finally, a *strongly connected component* of G is a strongly connected subset of $N(G)$ such that no strongly connected subset of $N(G)$ properly contains Z .

Although there is no theoretical impediment to infinite SDF graphs, we currently do not have any practical use for them, so in this paper, we deal only with SDF graphs that have a finite number of nodes and arcs. Also, unless otherwise stated, we deal only with SDF graphs for which a valid schedule exists.

2.2 Looped Schedule Terminology

Definition 1: A **schedule loop** is a parenthesized term of the form $(n T_1 T_2 \dots T_m)$, where n is a positive integer and each T_i represents an SDF node or another schedule loop. $(n T_1 T_2 \dots T_m)$ represents the successive repetition n times of the firing sequence $T_1 T_2 \dots T_m$. If $L = (n T_1 T_2 \dots T_m)$ is a schedule loop, we say that n is the *iteration count* of L , each T_i is an *iterand* of L , and $T_1 T_2 \dots$

T_m constitutes the *body* of L . A **looped schedule** is a sequence $V_1 V_2 \dots V_k$, where each V_i is either an actor or a schedule loop. Since a looped schedule is usually executed repeatedly, we refer to each V_i as an *iterand* of the associated looped schedule.

When referring to a looped schedule, we often omit the “looped” qualification if it is understood from context; similarly, we may refer to a schedule loop simply as a “loop”. Given a looped schedule S , we refer to any contiguous sequence of actor appearances and schedule loops in S as a **subschedule** of S . More formally, a subschedule of S is any sequence of successive iterands of S or any sequence of successive iterands of a schedule loop contained in S . For example, the schedules $(3 AB)C$ and $(2 B(3 AB)C)A$ are both subschedules of $A(2 B(3 AB)C)A(2 B)$, whereas $(3 AB)CA$ is not. By this definition, every schedule loop in S is a subschedule of S . If the same firing sequence appears in more than one place in a schedule, we distinguish each instance as a separate subschedule. For example, in $(3 A(2 BC)D(2 BC))$, “ $(2 BC)$ ” appears twice, and these correspond to two distinct subschedules. In this case, the content of a subschedule is not sufficient to specify it — we must also specify the lexical position, as in “the second appearance of $(2 BC)$ ”.

Given a looped schedule S and an actor N that appears in S , we define $inv(N, S)$ to be the number of times that S invokes N . Similarly, if S_0 is a subschedule, we define $inv(S_0, S)$ to be the number of times that S invokes S_0 . For example, if $S = A(2 (3 BA)C)BA(2 B)$, then $inv(B, S) = 9$, $inv((3 BA), S) = 2$, and $inv(\text{first appearance of } BA, S) = 6$. Also, we refer to the schedule that a looped schedule S represents as *the firing sequence generated by S* . For example, the firing sequence generated by $A(2 (3 BA)C)BA(2 B)$ is $ABABABACBABABACBABB$. When there is no ambiguity, we occasionally do not distinguish between a looped schedule and the firing sequence that it generates.

Finally, given an SDF graph G , an arc α in G , a looped schedule S for G , and a nonnegative integer i , we define $P(\alpha, i, S)$ to denote the number of firings of $source(\alpha)$ that precede the i th invocation of $sink(\alpha)$ in S . For example, consider the SDF graph in figure 1 and let α denote the arc from B to C . Then $P(\alpha, 2, A(2 BC)) = 2$, the number of firings of B that precede invocation C_2 in the firing sequence $ABCBC$.

3 Non-connected SDF Graphs

The fundamentals of SDF were introduced in terms of connected SDF graphs [13, 15]. In this section, we extend some basic principles of SDF to non-connected SDF graphs. We begin with two definitions.

Definition 2: Suppose that G is an SDF graph, M is any subset of nodes in G , and $M_s \subseteq M$. We say that M_s is a *maximal connected subset of M* if $subgraph(M_s, G)$ is connected, and no subset of M that properly contains M_s induces a connected subgraph in G . Every subset of nodes in an SDF graph has a unique partition into one or more maximal connected subsets. For example in figure 2, the subset of nodes $\{A, B, C, E, G, H\}$ has three maximal connected subsets: $\{A, H\}$, $\{B, E, C\}$ and $\{G\}$. If M_s is a maximal connected subset of $N(G)$, then we say that $subgraph(M_s, G)$ is a

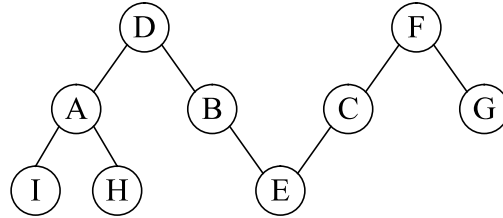


Fig. 2. An example used to illustrate maximally connected subsets. The direction and the SDF parameters for each arc are not shown because they are not relevant to connectedness.

maximal connected subgraph of G . We denote the set of maximal connected subgraphs in G by $max_connected(G)$. Thus, for figure 3, $max_connected(G) = \{subgraph(\{A, B\}), subgraph(\{C, D\})\}$.

Definition 3: Suppose that S is a looped schedule for an SDF graph and $N_s \subseteq N(G)$. If we remove from S all actors that are not in N_s , and remove all empty loops — schedule loops that contain no actors in their bodies — that result, we obtain another looped schedule, which we call the **restriction** of S to N_s , and which we denote by $restriction(S, N_s)$. For example, $restriction((2(2 B)(5 A)), \{A, C\}) = (2(5 A))$, and $restriction((5 C), \{A, B\})$ is the *null schedule*. If G_s is a subgraph of G , then we define $restriction(S, G_s) \equiv restriction(S, N(G_s))$.

The restriction of an admissible schedule S to a subset of actors N_s fully specifies the sequence of token populations occurring on each arc in the corresponding subsystem. More precisely, for any actor $A \in N_s$, any positive integer i such that $1 \leq i \leq \text{inv}(A, S)$, and any input arc α of A contained in $\text{subgraph}(N_s)$, the number of tokens queued on α just prior to the i th execution of A in S equals the number of tokens queued on α just prior to the i th invocation of A in an execution of $\text{restriction}(S, N_s)$. Thus, we have the following fact.

Fact 4: If S is a valid schedule for an SDF graph G and G_s is a subgraph of G , then $\text{restriction}(S, G_s)$ is a valid schedule for G_s .

The concept of *blocking factor* does not apply directly to SDF graphs that are not connected. For example, in figure 3 the minimal vector of repetitions for a periodic schedule is given

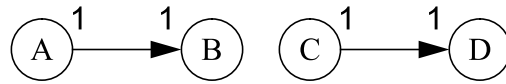


Fig. 3. A simple non-connected SDF graph

by $\rho(A, B, C, D) = (1, 1, 1, 1)$. The schedule $A(2\ C)B(2\ D)$ is a valid schedule for this example, but this schedule corresponds to a blocking factor of 1 for $\text{subgraph}(\{A, B\})$ and a blocking factor of 2 for $\text{subgraph}(\{C, D\})$ — there is no single *scalar* blocking factor associated with $A(2\ C)B(2\ D)$.

Now suppose that S is a valid schedule for an arbitrary SDF graph G . By fact 4, for each $C \in \text{max_connected}(G)$, we have that $\text{restriction}(S, C)$ is a valid schedule for C . Thus, associated with S , there is a vector of positive integers \mathbf{J}_S , indexed by the maximal connected subgraphs of G , such that $\forall C \in \text{max_connected}(G), \forall N \in N(C), \text{inv}(N, S) = \mathbf{J}_S(C)\mathbf{q}_C(N)$. We call \mathbf{J}_S the *blocking vector* of S . For example, if $S = A(2\ C)B(2\ D)$ for figure 3, then $\mathbf{J}_S(\text{subgraph}(\{A, B\})) = 1$, and $\mathbf{J}_S(\text{subgraph}(\{C, D\})) = 2$. On the other hand, if G is connected, then \mathbf{J}_S has only one component, which is the blocking factor of S , $J(S)$.

It is often convenient to view parts of an SDF graph as subsystems that are invoked as single units. The invocation of a subsystem corresponds to invoking a minimal valid schedule for the associated subgraph. If this subgraph is connected, its repetitions vector gives the minimum num-

ber of invocations required for a periodic schedule. However, if the subgraph is not connected, then the minimum number of invocations involved in a periodic schedule is not necessarily obtained by concatenating the repetitions vectors of the maximal connected subcomponents.

For example, consider the subsystem $subgraph(\{A, B, D, E\})$ in the SDF graph of figure 4(a). It is easily verified that $\mathbf{q}(A, B, C, D, E) = (2, 2, 1, 4, 4)$. Thus, for a periodic schedule, the actors in $subgraph(\{D, E\})$ must execute twice as frequently as those in $subgraph(\{A, B\})$. We see that the minimal repetition rates for $subgraph(\{A, B, D, E\})$ as a subgraph of the original graph are given by $\rho(A, B, D, E) = (1, 1, 2, 2)$, which can be obtained dividing each corresponding entry in \mathbf{q} by $gcd(\mathbf{q}(A), \mathbf{q}(B), \mathbf{q}(D), \mathbf{q}(E)) = gcd(2, 2, 4, 4) = 2^1$. On the other hand, concatenating the repetitions vectors of $subgraph(\{A, B\})$ and $subgraph(\{D, E\})$ yields the repetition rates $\rho'(A, B, D, E) = (1, 1, 1, 1)$. However, repeatedly invoking the subsystem with these relative rates can never lead to a periodic schedule for the enclosing SDF graph. We have motivated the following definition.

Definition 4: Let G be a connected SDF graph, suppose that Z is a subset of $\mathcal{N}(G)$, and let $R = subgraph(Z)$. We define $q_G(Z) \equiv gcd(\{\mathbf{q}_G(N) \mid N \in Z\})$, and we define $\mathbf{q}_{R/G}$ to be the vector of positive integers indexed by the members of Z that is defined by $\mathbf{q}_{R/G}(N) = \mathbf{q}_G(N) / q_G(Z)$, $\forall N \in Z$. $q_G(Z)$ can be viewed as *the number of times a minimal periodic schedule for G invokes the subgraph R* , and we refer to $\mathbf{q}_{R/G}$ as the *repetitions vector of R as a subgraph of G* . For example, in

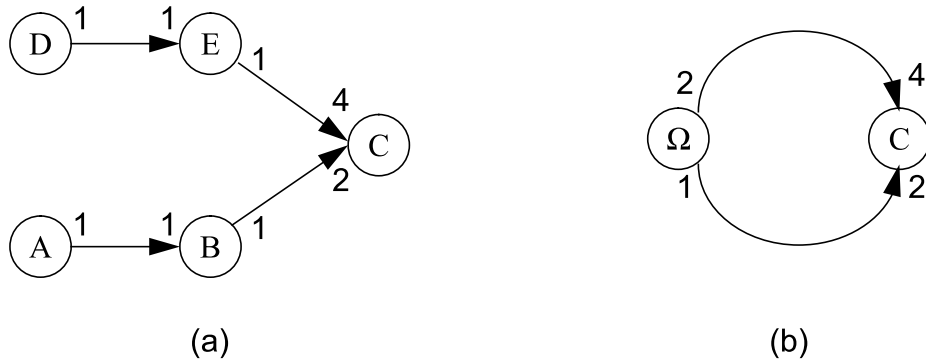


Fig. 4. An example of clustering a subgraph in an SDF graph.

1. gcd denotes the greatest common divisor.

figure 4, if $R = \text{subgraph}(\{A, B, D, E\})$, then $q_G(N(R)) = 2$, and $\mathbf{q}_{R/G} = \mathbf{q}_{R/G}(A, B, D, E) = (1, 1, 2, 2)$.

Fact 5: If G is a connected SDF graph and R is a connected subgraph of G , then $\mathbf{q}_{R/G} = \mathbf{q}_R$. Thus for a connected subgraph R , $\forall N \in N(R)$, $\mathbf{q}_G(N) = q_G(N(R))\mathbf{q}_R(N)$.

Proof. Let S be any valid schedule for G of unit blocking factor, and let $S' = \text{restriction}(S, R)$. Then from fact 4 and fact 2, for all $N \in N(R)$, we have $\mathbf{q}_G(N) = J(S')\mathbf{q}_R(N)$. But from fact 1, we know that the components of \mathbf{q}_R are coprime. It follows that $J(S') = \gcd\{\mathbf{q}_G(N') \mid N' \in N(R)\} = q_G(N(R))$. Thus, $\forall N \in N(R)$, $\mathbf{q}_R(N) = \mathbf{q}_G(N) / q_G(N(R)) = \mathbf{q}_{R/G}(N)$. *QED.*

For example, in figure 4(a), let $R = \text{subgraph}(\{A, B\})$. We have $\mathbf{q}_G(A, B, C, D, E) = (2, 2, 1, 4, 4)$, $\mathbf{q}_R(A, B) = (1, 1)$, and from definition 4, $q_G(N(R)) = \gcd(2, 2) = 2$, and $\mathbf{q}_{R/G} = (2, 2) / 2 = (1, 1)$. As fact 4 assures us, $\mathbf{q}_R = \mathbf{q}_{R/G}$.

Finally, we formalize the concept of *clustering* a subgraph of a connected SDF graph G , which as we discussed above, is used to organize hierarchy for scheduling purposes. This process is illustrated in figure 4. Here $\text{subgraph}(\{A, B, D, E\})$ of figure 4(a) is clustered into the hierarchical node Ω , and the resulting SDF graph is shown in figure 4(b). Each input arc α to a clustered subgraph R is replaced by an arc α' having $p(\alpha') = p(\alpha)$, and $c(\alpha') = c(\alpha) \times \mathbf{q}_{R/G}(\text{sink}(\alpha))$, the number of samples consumed from α in one invocation of R as a subgraph of G . Similarly we replace each output arc β with β' such that $c(\beta') = c(\beta)$, and $p(\beta') = p(\beta) \times \mathbf{q}_{R/G}(\text{source}(\beta))$. We will use the following property of clustered subgraphs.

Fact 6: Suppose G is an SDF graph, R is a subgraph of G , G' is the SDF graph that results from clustering R into the hierarchical node Ω , S' is a valid schedule for G' , and S_R is a valid schedule for R such that $\forall N \in N(R)$, $\text{inv}(N, S_R) = \mathbf{q}_{R/G}(N)$. Let S^* denote the schedule that results from replacing each appearance of Ω in S' with S_R . Then S^* is a valid schedule for G .

As a simple example, consider figure 4 again. Now, $(2 \Omega)C$ is a valid schedule for the SDF graph in figure 4(b), and $S \equiv AB(2 DE)$ is a valid schedule for $R \equiv \text{subgraph}(\{A, B, D, E\})$ such that $\text{inv}(N, S) = \mathbf{q}_{R/G}(N) \forall N$. Thus, fact 6 guarantees that $(2 AB(2 DE))C$ is a valid schedule for figure 4(a).

Proof of fact 6. Given a schedule σ and an SDF arc α , we define

$$\Delta(\alpha, \sigma) = \text{inv}(\text{source}(\alpha), \sigma) \times p(\alpha) - \text{inv}(\text{sink}(\alpha), \sigma) \times c(\alpha).$$

Then σ is a periodic schedule iff it invokes each actor and $\Delta(\alpha, \sigma) = 0 \forall \alpha$.

We can decompose S' into $s_1 \Omega s_2 \Omega \dots \Omega s_k$, where each s_j denotes the sequence of firings between the $(j-1)$ th and j th invocations of Ω . Then $S^* = s_1 S_R s_2 S_R \dots S_R s_k$.

First, suppose that θ is an arc in G such that $\text{source}(\theta), \text{sink}(\theta) \notin N(R)$. Then S_R contains no occurrences of $\text{source}(\theta)$ nor $\text{sink}(\theta)$, so $P(\theta, i, S^*) = P(\theta, i, S')$ for any invocation number i of $\text{sink}(\theta)$. Thus, since S' is admissible, S^* does not terminate on θ . Also, $\Delta(\theta, S^*) = \Delta(\theta, s_1 s_2 \dots s_k) = \Delta(\theta, S') = 0$, since S' is periodic.

If $\text{source}(\theta), \text{sink}(\theta) \in N(R)$, then none of the s_j 's contain any occurrences of $\text{source}(\theta)$ or $\text{sink}(\theta)$. Thus for any i , $P(\theta, i, S^*) = P(\theta, i, S^{**})$ and $\Delta(\theta, S^*) = \Delta(\theta, S^{**})$, where $S^{**} = S_R S_R \dots S_R$ denotes S^* with all of the s_j 's removed. Since S^{**} consists of successive invocations of a valid schedule, it follows that S^* does not terminate on θ , and $\Delta(\theta, S^*) = 0$.

Now suppose that $\text{source}(\theta) \in N(R)$, and $\text{sink}(\theta) \notin N(R)$. Then corresponding to θ , there is an arc θ' in G' , such that $\text{source}(\theta') = \Omega$, $\text{sink}(\theta') = \text{sink}(\theta)$, $p(\theta') = \mathbf{q}_{R/G}(\text{source}(\theta))p(\theta)$, and $c(\theta') = c(\theta)$. Now each invocation of S_R produces $\text{inv}(\text{source}(\theta), S_R)p(\theta) = \mathbf{q}_{R/G}(\text{source}(\theta))p(\theta) = p(\theta')$ samples onto θ . Since $c(\theta') = c(\theta)$ and S' is a valid schedule, it follows that $\Delta(\theta, S^*) = 0$ and S^* does not terminate on θ .

Similarly, if $\text{source}(\theta) \notin N(R)$, and $\text{sink}(\theta) \in N(R)$, we see that each invocation of S_R consumes the same number of samples from θ as Ω consumes from the corresponding arc in G' , and thus $\Delta(\theta, S^*) = 0$ and S^* does not terminate on θ .

We conclude that S^* does not terminate on any arc in G , and thus S^* is admissible. Furthermore $\Delta(\alpha, S^*) = 0$ for all arcs α in G , and since S' and S_R are both periodic schedules, it easily verified that S^* invokes each actor in G at least once, so we conclude that S^* is a periodic schedule. *QED.*

We conclude this section with a fact that relates the repetitions vector of an SDF graph obtained by clustering a subgraph to the repetitions vector of the original graph.

Fact 7: If G is a connected SDF graph, $Z \subseteq N(G)$, and G' is the SDF graph obtained from G by clustering $subgraph(Z)$ into the node Ω , then $\mathbf{q}_{G'}(\Omega) = \mathbf{q}_G(Z)$, and $\forall N \notin Z, \mathbf{q}_{G'}(N) = \mathbf{q}_G(N)$.

Proof. Let \mathbf{q}' denote the vector that we claim is the repetitions vector for G' , and recall from facts 1 and 2 that $\mathbf{q}' = \mathbf{q}_{G'}$ iff \mathbf{q}' satisfies the balance equations for G' and the components of \mathbf{q}' are coprime. It can easily be verified that \mathbf{q}' satisfies the balance equations for G' . Furthermore, from fact 1, no positive integer greater than one can divide all members of $(\{\mathbf{q}_G(N) \mid N \notin Z\} \cup \{gcd(\{\mathbf{q}_G(N) \mid N \in Z\})\})$. Since $\mathbf{q}_G(Z) = gcd\{\mathbf{q}_G(N) \mid N \in Z\}$, it follows that the components of \mathbf{q}' are collectively coprime. *QED.*

4 Factoring Schedule Loops

In this section, we show that in a single appearance schedule, we can “factor” common terms from the iteration counts of inner loops into the iteration count of the enclosing loop. An important practical advantage of factoring is that it may significantly reduce the amount of memory required for buffering.

For example, consider the SDF graph in figure 5. One valid single appearance schedule for this graph is (100 A)(100 B)(10 C) D. With this schedule, prior to each invocation of C, 100 tokens are queued on each of C’s input arcs, and a maximum of 10 tokens are queued on D’s input arc. Thus 210 words of memory are required to implement the buffering for this schedule.

Now observe that this schedule induces the same firing sequence as (1 (100 A)(100 B)(10 C)) D. The result developed in this section allows us to factor the common divisor of 10 in the iteration counts of the three inner loops into the iteration count of the outer loop. This yields the

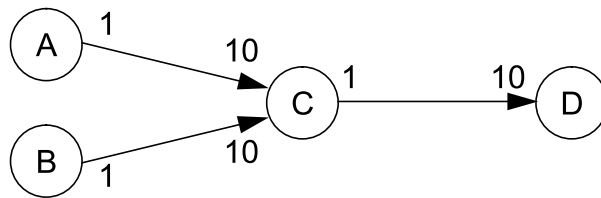


Fig. 5. An SDF graph used to illustrate the factoring of loops. For this graph, $\mathbf{q}(A, B, C, D) = (100, 100, 10, 1)$.

new single appearance schedule $(10 (10 A)(10 B)C)D$, for which at most ten tokens simultaneously reside on each arc. Thus this factoring application has reduced the buffering requirement by a factor of 7.

There is, however a trade-off involved in factoring. For example, the schedule $(100 A)(100 B)(10 C)D$ requires 3 *loop initiations* per schedule period, while the factored schedule $(10 (10 A)(10 B)C)D$ requires 21. Thus the runtime cost of starting loops — usually, initializing the loop indices — has increased by the same factor by which the buffering cost has decreased. However the loop-startup overhead is normally much smaller than the penalty that is paid when the memory requirement exceeds the on-chip limits. Unfortunately, we cannot in general perform the reverse of the factoring transformation — i.e. moving a factor of the outer loop’s iteration count into the inner loops. This reverse transformation would be desirable in situations where minimizing buffering requirements is not critical.

In this section, we prove the validity of factoring for an arbitrary “factorable” loop in a single appearance schedule.

Definition 5: Given a schedule S_0 , we denote the set of actors that appear in S_0 by $actors(S_0)$. For example, $actors((2 (2 B)(5 A))) = \{A, B\}$ and $actors((3 X(2 Y(3 Z)X))) = \{X, Y, Z\}$.

Lemma 1: Suppose that S is a single appearance schedule (that is not necessarily a valid schedule) for the SDF graph G , and S_0 is a subschedule of S such that S_0 is a valid schedule for $subgraph(actors(S_0), G)$. Then S does not terminate on any arc θ for which $source(\theta), sink(\theta) \in actors(S_0)$.

For example, suppose that S is the schedule $D(2 A(2 BC))E$ for the SDF graph in figure 6, and S_0 is the subschedule $(2 A(2 BC))$. Lemma 1 guarantees that S does not terminate on any arc that is contained in $subgraph(\{ABC\})$: No matter what the values of the delays $\{d_i\}$ are, S does not terminate on the arc from A to B , nor the arc from A to C .

Proof of lemma 1: Since S is a single appearance schedule, $source(\theta)$ and $sink(\theta)$ are invoked only through invocations of S_0 . Since S_0 is admissible, the number of samples on θ prior to each invocation of $sink(\theta)$ is at least $c(\theta)$. Thus S does not terminate on θ . *QED.*

Lemma 2: Suppose that G is an SDF graph, S is an admissible looped schedule for G , and S_0 is a subschedule of S . Suppose also that S_0' is any looped schedule such that $actors(S_0') = actors(S_0)$, and $inv(N, S_0) = inv(N, S_0') \forall N \in actors(S_0)$. Let S' denote the schedule obtained by replacing S_0 with S_0' in S . Then S' does not terminate on any arc θ that is not contained $subgraph(actors(S_0), G)$; equivalently, $(source(\theta) \notin actors(S_0) \text{ or } sink(\theta) \notin actors(S_0)) \Rightarrow S'$ does not terminate on θ .

Again consider the example in figure 6 and suppose that $D(2 A(2 BC))E$ is an admissible schedule for this SDF graph. Then lemma 2 (with $S_0 = A(2 BC)$, and $S_0' = BCABC$) tells us that $D(2 BCABC)E$ does not terminate on any of the four arcs that lie outside of $subgraph(\{A, B, C\})$.

Before moving to the proof, we emphasize that lemma 2 applies to general looped schedules, not just single appearance schedules.

Proof of lemma 2: Let θ be any arc that is not contained in $subgraph(actors(S_0), G)$. Let i be any invocation number of $sink(\theta)$; that is, $1 \leq i \leq inv(sink(\theta), S')$. The sequence of invocations fired in one period of S can be decomposed into $(s_1 b_1 s_2 b_2 \dots b_n s_{n+1})$, where b_j denotes the sequence of firings associated with the j th invocation of subschedule S_0 , and s_j is the sequence of firings between the $(j-1)$ th and j th invocations of S_0 . Since S' is derived by rearranging the firings in S_0 , we can express it similarly as $(s_1 b_1' s_2 b_2' \dots b_n' s_{n+1})$, where b_j' corresponds to the j th invocation of S_0' in S' .

If neither $source(\theta)$ nor $sink(\theta)$ is contained in $actors(S_0)$, then none of the b_j 's nor any of the b_j' 's contain any occurrences of $sink(\theta)$ or $source(\theta)$. Thus $P(\theta, i, S) = P(\theta, i, s_1 s_2 \dots s_{n+1}) = P(\theta, i, S')$.

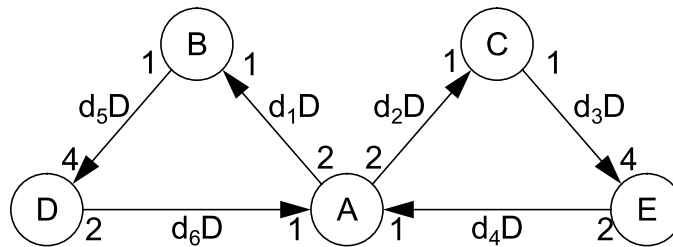


Fig. 6. An example used to illustrate the application of lemmas 1 and 2. Each d_i represents the number of delays on the corresponding arc. Here $q(A, B, C, D, E) = (2, 4, 4, 1, 1)$.

Now suppose $source(\theta) \in actors(S_0)$ and $sink(\theta) \notin actors(S_0)$. Let k denote the number of invocations of S_0 that precede $sink(\theta)_i$ in S . Then, since $inv(sink(\theta), b_j) = inv(sink(\theta), b'_j) = 0 \forall j$, we have that k invocations of S_0' precede $sink(\theta)_i$ in S' . It follows that $P(\theta, i, S) = P(\theta, i, s_1 s_2 \dots s_{n+1}) + k \times inv(source(\theta), S_0)$, and $P(\theta, i, S') = P(\theta, i, s_1 s_2 \dots s_{n+1}) + k \times inv(source(\theta), S_0')$. But, by assumption, $inv(source(\theta), S_0) = inv(source(\theta), S_0')$, so $P(\theta, i, S) = P(\theta, i, S')$.

Finally, suppose $source(\theta) \notin actors(S_0)$ and $sink(\theta) \in actors(S_0)$. There are two sub-cases to consider here: (1) In S , $sink(\theta)_i$ occurs in one of the s_j 's, say s_k . Since $inv(sink(\theta), S_0) = inv(sink(\theta), S_0')$, it follows that in S' , $sink(\theta)_i$ occurs in s_k as well. Since $source(\theta) \notin actors(S_0)$, we have $P(\theta, i, S) = P(\theta, i - (k - 1)inv(sink(\theta), S_0), s_1 s_2 \dots s_k) = P(\theta, i - (k - 1)inv(sink(\theta), S_0'), s_1 s_2 \dots s_k) = P(\theta, i, S')$. (2) In S , $sink(\theta)_i$ occurs in one of the b_j 's, say b_m . Then $inv(sink(\theta), S_0) = inv(sink(\theta), S_0')$ implies that in S' , $sink(\theta)_i$ occurs in b_m' . Since $source(\theta) \notin actors(S_0)$, $P(\theta, i, S) = inv(source(\theta), s_1 s_2 \dots s_m) = P(\theta, i, S')$.

Thus, for arbitrary i , $P(\theta, i, S) = P(\theta, i, S')$ From the admissability of S , it follows that S' does not terminate on θ . *QED*.

The following theorem establishes the validity of our factoring transformation.

Theorem 1: Suppose that S is a valid single appearance schedule for G and suppose that $L = (m (n_1 S_1) (n_2 S_2) \dots (n_k S_k))$ is a schedule loop within S of any nesting depth. Suppose also that γ is any positive integer that divides n_1, n_2, \dots, n_k , and let L' denote the loop $(\gamma m (\gamma^1 n_1 S_1) (\gamma^1 n_2 S_2) \dots (\gamma^1 n_k S_k))$. Then replacing L with L' in S results in a valid schedule for G .

Proof: We will use the following definition in our proof of this theorem.

Definition 6: Given a schedule loop L in S and an arc θ in G , we define $consumed(\theta, L)$ to be the number of samples consumed from θ by $sink(\theta)$ during one invocation of L . Similarly, we define $produced(\theta, L)$ to be the number of samples produced onto θ during one invocation of L . Clearly, if the number of samples on θ is at least $consumed(\theta, L)$ just prior to a particular invocation of L , then S will not terminate on θ during that invocation of L .

Let S' denote the schedule that results from replacing L with L' in S . By construction of S' , we have that for all actors A in G , $inv(A, S') = inv(A, S)$. Since S is valid, and hence periodic, it

follows that S' is a periodic schedule. It remains to be shown that S' is admissible. We will demonstrate this by induction on k .

First, observe that for $k = 1$, L and L' generate the same firing sequence, and thus S and S' generate the same firing sequence. We conclude that S' is admissible for $k = 1$.

Now consider the case $k = 2$. Then $L = (m (n_1 S_1)(n_2 S_2))$ and $L' = (\gamma m (\gamma^1 n_1 S_1)(\gamma^1 n_2 S_2))$. By construction, $J(S') = J(S)$ and S' is also a single appearance schedule. Now Let θ be an arc in G . If $source(\theta) \in actors(S_1)$ and $sink(\theta) \in actors(S_2)$ then

$$\begin{aligned} produced(\theta, (\gamma^1 n_1 S_1)) &= J(S) \mathbf{q}_G(source(\theta)) p(\theta) / inv((\gamma^1 n_1 S_1), S') \\ &= J(S) \mathbf{q}_G(source(\theta)) p(\theta) / (\gamma m \times inv(L', S')) \\ &= J(S) \mathbf{q}_G(sink(\theta)) c(\theta) / (\gamma m \times inv(L', S')) \quad (\text{by fact 2}) \\ &= consumed(\theta, (\gamma^1 n_2 S_2)). \end{aligned}$$

Similarly, if $source(\theta) \in actors(S_2)$ and $sink(\theta) \in actors(S_1)$, $produced(\theta, (\gamma^1 n_2 S_2)) = consumed(\theta, (\gamma^1 n_1 S_1))$. Summarizing, we have

$$\begin{aligned} source(\theta) \in actors(S_1), sink(\theta) \in actors(S_2) &\Rightarrow produced(\theta, (\gamma^1 n_1 S_1)) = consumed(\theta, (\gamma^1 n_2 S_2)); \\ &\text{and} \\ source(\theta) \in actors(S_2), sink(\theta) \in actors(S_1) &\Rightarrow produced(\theta, (\gamma^1 n_2 S_2)) = consumed(\theta, (\gamma^1 n_1 S_1)). \quad (\mathbf{EQ 1}) \end{aligned}$$

Now we will show that S does not terminate on θ for an arbitrary arc θ in G .

Case 1: $source(\theta) \in actors(S_1)$, $sink(\theta) \in actors(S_2)$. From EQ 1, we know that prior to each invocation of $(\gamma^1 n_2 S_2)$, at least $consumed(\theta, (\gamma^1 n_2 S_2))$ samples reside on θ . Thus S' never terminates on θ during an invocation of $(\gamma^1 n_2 S_2)$. Furthermore, since S' is a single appearance schedule, $sink(\theta)$ is fired only through invocations of $(\gamma^1 n_2 S_2)$, and it follows that S' does not terminate on θ .

Case 2: $source(\theta) \in actors(S_2)$ and $sink(\theta) \in actors(S_1)$. Since S is an admissible schedule, $delay(\theta) \geq consumed(\theta, (n_1 S_1))$, otherwise S would terminate on θ during the first invocation of $(n_1 S_1)$. Since $\gamma \geq 1$, it follows that $delay(\theta) \geq consumed(\theta, (\gamma^1 n_1 S_1))$, so S' does not terminate on θ during the first invocation of $(\gamma^1 n_1 S_1)$. From EQ 1, we know that prior to each subsequent invocation of $(\gamma^1 n_1 S_1)$, at least $consumed(\theta, (\gamma^1 n_1 S_1))$ samples reside on θ , so S' does not terminate on θ for invocations 2, 3, 4, ... of $(\gamma^1 n_1 S_1)$. We conclude that S' does not terminate on θ .

Case 3: $source(\theta), sink(\theta) \in actors(S_1)$. Since S is a valid single appearance schedule, S_1 must be a valid schedule for $subgraph(actors(S_1))$. Applying lemma 1 with $S_0 = S_1$, we see that S' does not terminate on θ .

Case 4: $source(\theta), sink(\theta) \in actors(S_2)$. From lemma 1 with $S_0 = S_2$, S' does not terminate on θ .

Case 5: $source(\theta) \notin (actors(S_1) \cup actors(S_2))$, or $sink(\theta) \notin (actors(S_1) \cup actors(S_2))$. Applying lemma 2 with $S_0 = L$ and $S_0' = L'$, we see that S' does not terminate on θ .

From our conclusions in cases 1-5, S' does not terminate on any arc in θ , and it follows that S' is an admissible schedule. Thus theorem 1 holds for $k = 2$.

Now suppose that theorem 1 holds whenever $k \leq k'$, for some $k' \geq 2$. We will show that this implies the validity of theorem 1 for $k \leq k' + 1$. For $k = k' + 1$, $L = (m (n_1 S_1) (n_2 S_2) \dots (n_{k'+1} S_{k'+1}))$ and $L' = (\gamma m (\gamma^1 n_1 S_1) (\gamma^1 n_2 S_2) \dots (\gamma^1 n_{k'+1} S_{k'+1}))$. Let S_a denote the schedule that results from replacing L with the loop $L_a \equiv (m (1 (n_1 S_1) (n_2 S_2) \dots (n_{k'} S_{k'})) (n_{k'+1} S_{k'+1}))$. Since L_a and L induce the same firing sequence, S_a induces the same firing sequence as S . Now theorem 1 for $k = k'$ guarantees that replacing $(1 (n_1 S_1) (n_2 S_2) \dots (n_{k'} S_{k'}))$ with $(\gamma (\gamma^1 n_1 S_1) (\gamma^1 n_2 S_2) \dots (\gamma^1 n_{k'} S_{k'}))$ in S_a results in a valid schedule S_b .

Observe that S_b is the schedule S with L replaced by $L_b \equiv (m (\gamma (\gamma^1 n_1 S_1) (\gamma^1 n_2 S_2) \dots (\gamma^1 n_{k'} S_{k'})) (n_{k'+1} S_{k'+1}))$. Theorem 1 for $k = 2$ guarantees that replacing L_b with $L_c \equiv (\gamma m (1 (\gamma^1 n_1 S_1) (\gamma^1 n_2 S_2) \dots (\gamma^1 n_{k'} S_{k'})) (\gamma^1 n_{k'+1} S_{k'+1}))$ yields another valid schedule S_c . Now L_c yields the same firing sequence as $L' = (\gamma m (\gamma^1 n_1 S_1) (\gamma^1 n_2 S_2) \dots (\gamma^1 n_{k'+1} S_{k'+1}))$, so replacing L_c with L' in S_c yields an admissible schedule S_d . But, by our construction, $S_d = S'$, so S' is a valid schedule for G .

We have shown that theorem 1 holds for $k = 1$ and $k = 2$, and we have shown that if the result holds for $k \leq k'$, then it holds for $k \leq (k' + 1)$. We conclude that theorem 1 holds for all k . *QED.*

Note that factoring is not necessarily a legitimate transformation in admissible schedules that are not single appearance schedules. As a counter-example, consider the SDF graph in figure 7. One can easily verify that the looped schedule $A(2 B)(2 CCBB)CC$ is a valid schedule for this SDF graph. If we factor the two adjacent schedule loops, which have a common iteration count, we obtain the looped schedule $A(2 BCCBB)CC$. The firing sequence generated by this latter

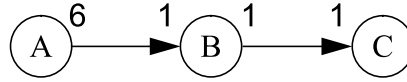


Fig. 7. An example used to illustrate that factoring is not necessarily valid for schedules that are not single appearance schedules. If the two adjacent schedule loops in the valid schedule $A(2 B)(2 CCBB)CC$ are factored, the resulting schedule, $A(2 BCCBB)CC$, terminates on the input arc of C at invocation C_2 .

looped schedule, $ABCCBBBCCBBCC$, terminates on the input arc of C at invocation C_2 . Thus, factoring has converted a valid schedule into a schedule that is not valid.

5 Reduced Single Appearance Schedules

We begin this section with a definition.

Definition 7: Suppose that Λ is either a schedule loop or a looped schedule. We say that Λ is **non-coprime** if all iterands of Λ are schedule loops, and there exists an integer $j > 1$ that divides all of the iteration counts of the iterands of Λ . If Λ is not non-coprime, we say that Λ is **coprime**.

For example, the schedule loops $(3 (4 A)(2 B))$ and $(10 (7 C))$ are both non-coprime, while the loops $(5 (3 A)(7 B))$ and $(70 C)$ are coprime. Similarly, the looped schedules $(4 AB)$ and $(6 AB)(3 C)$ are both non-coprime, while the schedules $A(7 B)(7 C)$ and $(2 A)(3 B)$ are coprime. From our discussion in the previous section, we know that non-coprime schedule loops may result in much higher buffering requirements than their factored counterparts.

Definition 8: Given a single appearance schedule S , we say that S is **fully reduced** if S is coprime, and every schedule loop contained in S coprime.

In this section, we show that we can always convert a valid single appearance schedule that is not fully reduced into a valid fully reduced schedule. Thus, we can always avoid the overhead associated with using non-coprime schedule loops over their corresponding factored forms. To prove this, we use another useful fact: that any fully reduced schedule has blocking factor 1. This implies that any schedule that has blocking factor greater than one is not fully reduced. Thus,

if we decide to generate a schedule that has nonunity blocking factor, then we risk introducing higher buffering requirements.

Theorem 2: Suppose that S is a valid single appearance schedule for a connected SDF graph G . If S is fully reduced then S has blocking factor 1.

Proof: First, suppose that not all iterands of S are schedule loops. Then some actor N appears as an iterand. Since N is not enclosed by a loop in S , and since S is a single appearance schedule, $inv(N, S) = 1$, and thus $J(S) = 1$.

Now suppose that all iterands of S are schedule loops, and suppose that j is an arbitrary integer that is greater than one. Then since S is fully reduced, j does not divide at least one of the iteration counts associated with the iterands of S . Define $i_0 = 1$ and let L_1 denote one of the iterands of S whose iteration count i_1 is not divisible by $j / gcd(j, i_0)$. Again, since S is fully reduced, if all iterands of L_1 are schedule loops then there exists an iterand L_2 of L_1 such that $j / gcd(j, i_0 i_1)$ does not divide the iteration count i_2 of L_2 . Similarly, if all iterands of L_2 are schedule loops, there exists an iterand L_3 of L_2 whose iteration count i_3 is not divisible by $j / gcd(j, i_0 i_1 i_2)$.

Continuing in this manner, we generate a sequence L_1, L_2, L_3, \dots such that the iteration count i_k of each L_k is not divisible by $j / gcd(j, i_0 i_1 \dots i_{k-1})$. Since G is of finite size, we cannot continue this process indefinitely — for some $m \geq 1$, not all iterands of L_m are schedule loops. Thus, there exists an actor N that is an iterand of L_m . Since S is a single appearance schedule,

$$inv(N, S) = inv(L_1, S) inv(L_2, L_1) inv(L_3, L_2) \dots inv(L_m, L_{m-1}) inv(N, L_m) = i_0 i_1 i_2 \dots i_m.$$

By our selection of the L_k 's, $j / gcd(j, i_0 i_1 i_2 \dots i_{m-1})$ does not divide i_m , and thus j does not divide $inv(N, S)$.

We have shown that given any integer $j > 1$, $\exists N \in N(G)$ such that $inv(N, S)$ is not divisible by j . It follows that S has blocking factor 1. *QED.*

Theorem 3: If an SDF graph G has a valid single appearance schedule, then G has a valid fully reduced schedule.

Proof. We prove theorem 3 by construction. This construction process can easily be automated to yield an efficient algorithm for synthesizing a valid fully reduced schedule from an arbitrary valid single appearance schedule.

Given a looped schedule Ψ , we define $non-coprime(\Psi)$ to be the set of schedule loops in Ψ that are non-coprime. Now suppose that S is a valid single appearance schedule for G , and let $\lambda_1 = (m (n_1 \Psi_1) (n_2 \Psi_2) \dots (n_k \Psi_k))$ be any innermost member of $non-coprime(S)$ — i.e. λ_1 is non-coprime, but every loop nested within λ_1 is coprime. From theorem 1, replacing λ_1 with $\lambda_1' = (\gamma m (\gamma^{-1} n_1 \Psi_1) (\gamma^{-1} n_2 \Psi_2) \dots (\gamma^{-1} n_k \Psi_k))$, where $\gamma = gcd(\{n_1, n_2, \dots, n_k\})$, yields another valid single appearance schedule S_1 . Furthermore, λ_1' is coprime, and since every loop nested within λ_1 is coprime, every loop nested within λ_1' is coprime as well. Now let λ_2 be any innermost member of $non-coprime(S_1)$, and observe that λ_2 cannot equal λ_1' . Theorem 1 guarantees a replacement λ_2' for λ_2 that leads to another valid single appearance schedule S_2 . If we continue this process, it is clear that no replacement loop λ_k' ever replaces one of the previous replacement loops $\lambda_1' \lambda_2' \dots \lambda_{k-1}'$, since these loops, and the loops nested within these loops, are already coprime. Also, no replacement changes the total number of loops in the schedule. It follows that we can continue this process only a finite number of times — eventually, we will arrive at an S_n such that $non-coprime(S_n)$ is empty.

Now if S_n is a coprime looped schedule, we are done. Otherwise, S_n is of the form $(p_1 Z_1) (p_2 Z_2) \dots (p_m Z_m)$, where $\gamma' \equiv gcd(\{p_1, p_2, \dots, p_m\}) > 1$. Applying theorem 1 to the schedule $(1 S_n) = (1 (p_1 Z_1) (p_2 Z_2) \dots (p_m Z_m))$, we have that $(\gamma' ((\gamma')^{-1} p_1 Z_1) ((\gamma')^{-1} p_2 Z_2) \dots ((\gamma')^{-1} p_m Z_m))$ is a valid schedule for G . From the definition of a valid schedule, it follows that $S_n' \equiv ((\gamma')^{-1} p_1 Z_1) ((\gamma')^{-1} p_2 Z_2) \dots ((\gamma')^{-1} p_m Z_m)$ is also a valid schedule, and by our construction of S_n and S_n' , S_n' is coprime, and all schedule loops in S_n' are coprime. Thus S_n' is a valid fully reduced schedule for G . *QED.*

6 Constructing Single Appearance Schedules

Since valid single appearance schedules implement the full repetition inherent in an SDF graph without requiring subroutines or code duplication, we examine the topological conditions required for such a schedule to exist. First suppose that G is an *acyclic* SDF graph containing n

nodes. Then we can take some root node r_1 of G and fire all $\mathbf{q}_G(r_1)$ invocations of r_1 in succession. After all invocations of r_1 have fired, we can remove r_1 from G , pick a root node r_2 of the new acyclic graph, and schedule its $\mathbf{q}_G(r_2)$ repetitions in succession. Clearly, we can repeat this process until no nodes are left to obtain the single appearance schedule $(\mathbf{q}_G(r_1) r_1) (\mathbf{q}_G(r_2) r_2) \dots (\mathbf{q}_G(r_n) r_n)$ for G . Thus we see that any acyclic SDF graph has a valid single appearance schedule.

Also, observe that if G is an arbitrary SDF graph, then we can cluster the subgraphs associated with each nontrivial strongly connected component of G . Clustering a strongly connected component into a single node never results in deadlock since there can be no directed loop containing the clustered node. Since clustering all strongly connected components yields an acyclic graph, it follows from fact 4 and fact 6 that *G has a valid single appearance schedule if and only if each strongly connected component has a valid single appearance schedule.*

Observe that we must, in general, analyze a strongly connected component R as a separate entity, since G may have a valid single appearance schedule even if there is a node N in R for which we cannot fire all $\mathbf{q}_G(N)$ invocations in succession. The key is that \mathbf{q}_R may be less than \mathbf{q}_G , so we may be able to generate a single appearance subschedule for R (e.g. we may be able to schedule N $\mathbf{q}_R(N)$ times in succession). Since we can schedule G so that R 's subschedule appears only once, this will translate to a single appearance schedule for G . For example, in figure 8(a), it can be verified that $\mathbf{q}(A, B, C) = (10, 4, 5)$, but we cannot fire so many invocations of A , B , nor C in succession. However, consider the strongly connected component R^* consisting of nodes A and B . Then we obtain $\mathbf{q}_{R^*}(A) = 5$ and $\mathbf{q}_{R^*}(B) = 2$, and we immediately see that $\mathbf{q}_{R^*}(B)$ invocations of B can be scheduled in succession to obtain a subschedule for R^* . The SDF graph that results

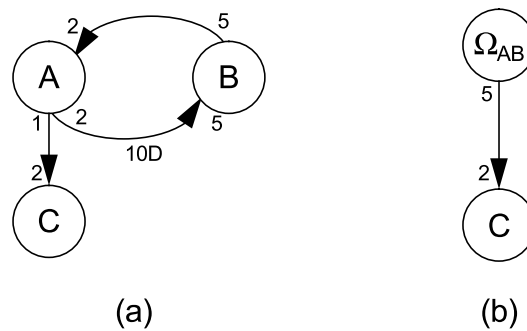


Fig. 8. An example of how clustering strongly connected components can improve looping.

from clustering $\{A, B\}$ is shown in figure 8(b). This leads to the valid single appearance schedule $(2 (2 B)(5 A))(5 C)$.

Theorem 4: Suppose that G is a connected SDF graph and suppose that G has a valid single appearance schedule of some arbitrary blocking factor. Then G has valid single appearance schedules for all blocking factors.

*Proof*¹: Clearly, any valid schedule S of unity blocking factor can be converted into a valid schedule of arbitrary blocking factor j simply by encapsulating S inside a loop of j iterations. Thus, it suffices to show that G has a valid single appearance schedule of unity blocking factor. Now, theorem 3 guarantees that G has a valid fully reduced single appearance schedule, and theorem 2 tells us that this schedule has blocking factor 1. *QED*.

Corollary 1: Suppose that G is an arbitrary SDF graph that has a valid single appearance schedule. Then G has a valid single appearance schedule for all blocking vectors.

Proof: Suppose S is a valid single appearance schedule for G , let R_1, R_2, \dots, R_k denote the maximal connected subgraphs of G , let $\mathbf{J}^*(R_1, R_2, \dots, R_k) = (z_1, z_2, \dots, z_k)$ be an arbitrary blocking vector for G , and for $1 \leq i \leq k$, let S_i denote the restriction of S to R_i . Then from fact 4 each S_i is a valid single appearance schedule for the corresponding R_i . From theorem 4, for $1 \leq i \leq k$, there exists a valid single appearance schedule S_i' of blocking factor z_i for R_i . Since the R_i 's are mutually disjoint and non-adjacent, it follows that $S_1' S_2' \dots S_k'$ is a valid single appearance schedule of blocking vector \mathbf{J}^* for G . *QED*.

Our condition for the existence of a valid single appearance schedule involves a form of precedence independence that we call *subindependence*.

1. An alternative proof has been suggested by Sebastian Ritz of the Aachen University of Technology. This proof is based on the observations that (1) constructing blocking factor 1 schedules for acyclic graphs is easy — we simply use the process described at the beginning of this section, and (2) if a strongly connected SDF graph G has a single appearance schedule then it has a subindependent subset of nodes (see definition 9), which allows us to decompose G into smaller collections of strongly connected components. By hierarchically scheduling the input graph based on observations (1) and (2), we can always construct a blocking factor 1 schedule.

Definition 9: Suppose that G is a connected SDF graph. If Z_1 and Z_2 are disjoint subsets of $N(G)$ we say that “ Z_1 is **subindependent** of Z_2 in G ” if for every arc α in G such that $source(\alpha) \in Z_2$ and $sink(\alpha) \in Z_1$, we have $delay(\alpha) \geq \mathbf{q}_G(sink(\alpha))c(\alpha)$.

Thus, Z_1 is subindependent of Z_2 in G if given a minimal (unit blocking factor) valid schedule for G , data produced by Z_2 is never consumed by Z_1 in the same schedule period of G in which it is produced. Thus, at the beginning of each schedule period for G , all of the data required by Z_1 from Z_2 for that schedule period is available at the inputs of Z_1 . For example, consider the SDF graph in figure 9. Here $\mathbf{q}(A, B, C, D) = (2, 1, 2, 2,)$, and we see that $\{A, D\}$ is subindependent of $\{B, C\}$ and trivially, $\{B, C, A\}$ is subindependent of $\{D\}$.

We are now ready to establish a recursive condition for the existence of a valid single appearance schedule. Recall that an arbitrary SDF graph has a valid single appearance schedule iff each strongly connected component has a single appearance schedule. Theorem 5 gives necessary and sufficient conditions for a strongly connected SDF graph to have a valid single appearance schedule.

Theorem 5: Suppose that G is a nontrivial strongly connected SDF graph. Then G has a valid single appearance schedule if and only if there exists a nonempty proper subset N_s of $N(G)$ such that

- (1) N_s is subindependent of $(N(G) - N_s)$ in G ; and
- (2) $subgraph(N_s, G)$ and $subgraph((N(G) - N_s), G)$ both have valid single appearance schedules.

Proof: \Leftarrow Let S and T denote valid single appearance schedules for $Y \equiv subgraph(N_s, G)$ and $Z \equiv subgraph((N(G) - N_s), G)$ respectively; let y_1, y_2, \dots, y_k denote the maximal connected

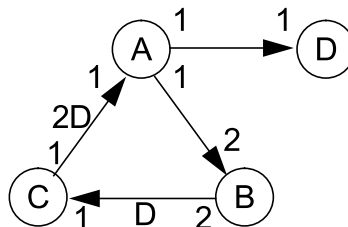


Fig. 9. An example used to illustrate subindependence.

subsets of $N(Y)$; and let z_1, z_2, \dots, z_l denote the maximal connected subsets of $N(Z)$. From corollary 1, we can assume without loss of generality that for $1 \leq i \leq k$, $\mathbf{J}_S(\text{subgraph}(y_i)) = \mathbf{q}_G(y_i)$, and that for $1 \leq i \leq l$, $\mathbf{J}_T(\text{subgraph}(z_i)) = \mathbf{q}_G(z_i)$. From fact 5, it follows that S invokes each $N \in N_S$ $\mathbf{q}_G(N)$ times, and T invokes each $N \in (N(G) - N_S)$ $\mathbf{q}_G(N)$ times, and since N_S is subindependent, it follows that $(S \ T)$ is a valid single appearance schedule (of blocking factor 1) for G .

\Rightarrow Suppose that S is a valid single appearance schedule for G . From theorem 4, we can assume without loss of generality that S has blocking factor 1. Then S can be expressed as $S_a S_b$, where S_a and S_b are nonempty single appearance subschedules of S that are not encompassed by a loop (if we could represent S as a single loop $(n \ (\dots) \ (\dots) \ \dots \ (\dots))$ then $\gcd(\{\mathbf{q}_G(N) \mid N \in N(G)\}) \geq n$, so S is not of unity blocking factor — a contradiction). Since $S_a S_b$ is a valid single appearance schedule for G , every actor $N \in \text{actors}(S_a)$ is fired $\mathbf{q}_G(N)$ times before any actor outside of $\text{actors}(S_a)$ is invoked. It follows that $\text{actors}(S_a)$ is subindependent of $\text{actors}(S_b)$. Also by fact 4, S_a is a valid single appearance schedule for $\text{subgraph}(\text{actors}(S_a))$ and S_b is a valid single appearance schedule for $\text{subgraph}(\text{actors}(S_b))$. *QED.*

Theorem 5 shows that a strongly connected SDF graph G has a valid single appearance schedule only if we can find a *subindependent partition* of the nodes — a partition into two subsets Z_1 and Z_2 such that Z_1 is subindependent of Z_2 . If we can find such Z_1 and Z_2 , then we can construct a valid single appearance schedule for G by constructing a valid single appearance schedule for all invocations associated with Z_1 and then concatenating a valid single appearance schedule for all invocations associated with Z_2 . By repeatedly applying this decomposition, we can construct valid single appearance schedules whenever they exist [2].

The partitioning process on which this decomposition method is based can be performed efficiently. Given a nontrivial strongly connected SDF graph G , we first remove all arcs from G whose delay is not less than the total number of samples consumed from the arc in a schedule period. If the resulting graph G' is still strongly connected then no subindependent partition exists. Otherwise, any *root* strongly connected component of G' is subindependent. This method of determining a subindependent partition is illustrated in figure 10.

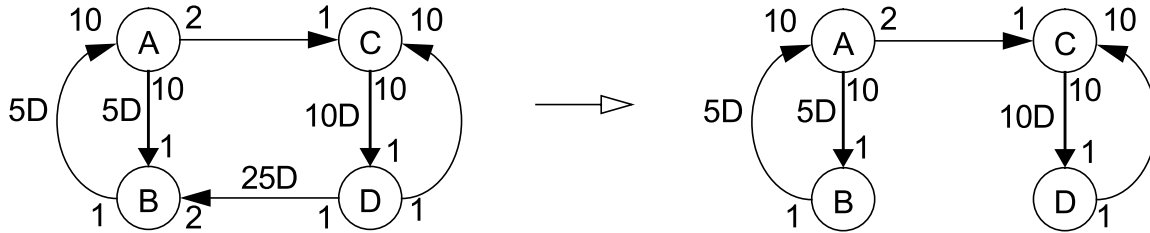


Fig. 10. An example of constructing a subindependent partition. For the strongly connected SDF graph on the left, $q(A, B, C, D) = (1, 10, 2, 20)$. Thus the delay on the arc directed from D to B ($25D$) exceeds the total number of samples consumed by B in a schedule period (20). We remove this arc to obtain the new graph on the right. Since this graph is not strongly connected, a subindependent partition exists: the root strongly connected component $\{A, B\}$ is subindependent of the rest of the graph $\{C, D\}$.

7 Conclusion

We have formally discussed the organization and manipulation of loops in uniprocessor schedules for synchronous dataflow programs. We have introduced two main techniques: (1) constructing single appearance schedules, which permit the efficiency of inlined code without requiring any code duplication across multiple invocations of the same functional block; and (2) factoring loops in a single appearance schedule to reduce the amount of memory required for buffering. Based on our technique for constructing single appearance schedules, we have implemented a scheduling framework for synthesizing optimally compact programs for a large class of applications. This framework defines a way to incorporate other scheduling objectives in a manner that does not conflict with the full code compaction potential offered by subindependent partitions. For example the incorporation of techniques to make buffering more efficient is discussed in [2].

The trade-offs involved in compiling an SDF program are complex. These tradeoffs include the effects of parallelization; code compactness; the amount of memory required for buffering; the amount of data transfers that occur only through machine registers; the number of subroutine calls and their associated overhead; the amount of context-switch overhead, as [20] addresses; and the total loop overhead (initiation and indexing). We have only begun to explore

these tradeoffs — the existing techniques focus on a small subset of the full range of considerations. A more global objective of the formal techniques for working with looped schedules that this paper presents is to facilitate the exploration of tradeoffs involved in compiling SDF programs. This is demonstrated to some extent by our scheduling framework [2]; there is much more room for work in this area.

Acknowledgment

The authors are grateful to Sebastian Ritz of the Aachen University of Technology, and to the anonymous reviewers for their helpful comments.

Glossary

<i>actors(S)</i>	The set of actors that appear in the looped schedule S.
<i>admissible schedule</i>	A schedule that does not deadlock.
$c(\alpha)$	The number of samples consumed from SDF arc α by one invocation of <i>sink</i> (α).
<i>delay</i> (α)	The number of delays on SDF arc α .
<i>gcd</i>	Greatest common divisor.
<i>inv</i> (X, S)	The number of times that the looped schedule S invokes actor or subschedule X.
<i>iterand</i>	Given a schedule loop $(n \Psi_1 \Psi_2 \dots \Psi_k)$, we refer to each Ψ_i as an iterand of the schedule loop. Given a looped schedule $S = V_1 V_2 \dots V_k$, where each V_i is either an actor or a schedule loop, we refer to each V_i as an iterand of S.
<i>iteration count</i>	Given a schedule loop $(n \Psi_1 \Psi_2 \dots \Psi_k)$, we refer to n as the iteration count.
$J(S)$	Given a periodic schedule S for a connected SDF graph, $J(S)$ denotes the <i>blocking factor</i> of S. Every periodic schedule invokes each actor N some multiple of $\mathbf{q}_G(N)$ times. This multiple is the blocking factor.
\mathbf{J}_S	Given a periodic schedule S for an SDF graph G, \mathbf{J}_S denotes the <i>blocking vector</i> of S. \mathbf{J}_S is indexed by the maximal connected subgraphs of G. For each maximal connected subgraph C, $\mathbf{J}_S(C) = J(\text{restriction}(S, C))$.
<i>looped schedule</i>	A schedule that has zero or more parenthesized terms of the form $(n \Psi_1 \Psi_2 \dots \Psi_k)$, where n is a nonnegative integer, and each Ψ_i represents either an SDF node or another parenthesized term. $(n \Psi_1 \Psi_2 \dots \Psi_k)$ represents the successive repetition n times of the firing sequence $\Psi_1 \Psi_2 \dots \Psi_k$.

References

- max_connected*(G) The set of maximal connected subgraphs of the SDF graph G.
- $N(G)$ The set of nodes in the SDF graph G.
- $P(\alpha, i, S)$ The number of invocations of the source actor of SDF arc α that precede the i th invocation of $sink(\alpha)$ in schedule S.
- $p(\alpha)$ The number of samples produced onto SDF arc α by one invocation of $source(\alpha)$.
- periodic schedule* A schedule that invokes each actor at least once and produces no net change in the number of samples buffered on any arc.
- \mathbf{q}_G The *repetitions vector* \mathbf{q}_G of the connected SDF graph G is a vector that is indexed by the nodes in G. \mathbf{q}_G gives the minimum number of times that each node must be invoked in a periodic schedule for G.
- restriction* Given a looped schedule S and a set of actors Z, the restriction of S to Z, denoted $restriction(S, Z)$, is the looped schedule obtained by removing from S all actors that are not contained in Z, and removing all empty schedule loops that result. Also, given an SDF subgraph G, $restriction(S, G) \equiv restriction(S, N(G))$.
- single appearance schedule* A looped schedule in which no actor appears more than once.
- $sink(\alpha)$ The actor at the sink of SDF arc α .
- $source(\alpha)$ The actor at the source of SDF arc α .
- subgraph* A *subgraph* of an SDF graph G is the graph formed by any subset Z of nodes in G together with all arcs α in G for which $source(\alpha), sink(\alpha) \in Z$. We denote the subgraph corresponding to the subset of nodes Z by $subgraph(Z, G)$, or simply by $subgraph(Z)$ if G is understood from context.
- subschedule* A subschedule of a looped schedule S is a sequence of successive iterands of S or a sequence of successive iterands of a schedule loop contained in S.
- termination of a schedule* If S is not an admissible schedule then some invocation f in S is not fireable immediately after all of its antecedents in the schedule have fired. Thus f does not have sufficient data on at least one of its input arcs. If α is one such input arc, we say that S terminates on α at f .
- valid schedule* A schedule that is both periodic and admissible.

References

- [1] Arvind, L. Bic, T. Ungerer, "Evolution of Data-Flow Computers", Chapter 1 in *Advanced Topics In Data-Flow Computing*, edited by J. L. Gaudiot and L. Bic, Prentice Hall, 1991.
- [2] S. S. Bhattacharyya, J. T. Buck, S. Ha, E. A. Lee, "Generating Compact Code From Dataflow Specifications of Multirate DSP Algorithms", Memorandum No. UCB/ERL M93/36, Electronics Research Laboratory, College of Engineering, University of California at Berkeley, May 1993.

References

- [3] S. S. Bhattacharyya, E. A. Lee, "Scheduling Synchronous Dataflow Graphs For Efficient Looping", *Journal of VLSI Signal Processing*, to appear in 1993.
- [4] J. Buck, S. Ha, E. A. Lee, D. G. Messerschmitt, "Ptolemy: A Framework for Simulating and Prototyping Heterogeneous Systems", *International Journal of Computer Simulation*, to appear in January 1994.
- [5] J. B. Dennis, "First Version of a Dataflow Procedure Language", *MIT/LCS/TM-61*, Laboratory for Computer Science, MIT, 545 Technology Square, Cambridge MA 02139, 1975.
- [6] J. B. Dennis, "Stream Data Types for Signal Processing", Technical Report, September 1992.
- [7] G. R. Gao, R. Govindarajan, P. Panangaden, "Well-Behaved Programs for DSP Computation", *ICASSP*, San Francisco, California, March 1992.
- [8] D. Genin, J. De Moortel, D. Desmet, E. Van de Velde, "System Design, Optimization, and Intelligent Code Generation for Standard Digital Signal Processors", *ISCAS*, Portland, Oregon, May 1989.
- [9] P. N. Hilfinger, "Silage Reference Manual, Draft Release 2.0", Computer Science Division, EECS Dept., University of California at Berkeley, July 1989.
- [10] W. H. Ho, E. A. Lee, D. G. Messerschmitt, "High Level Dataflow Programming for Digital Signal Processing", *VLSI Signal Processing III*, IEEE Press 1988.
- [11] S. How, "Code Generation for Multirate DSP Systems in GABRIEL", Master's Degree Report, U. C. Berkeley, May 1988.
- [12] E. A. Lee, "Static Scheduling of Dataflow Programs for DSP", *Advanced Topics in Dataflow Computing*, edited by J. L. Gaudiot and L. Bic, Prentice-Hall, 1991.
- [13] E. A. Lee, "A Coupled Hardware and Software Architecture for Programmable Digital Signal Processors", Ph.D. Thesis, University of California at Berkeley, May 1986.
- [14] E. A. Lee, D. G. Messerschmitt, "Static Scheduling of Synchronous Dataflow Programs for Digital Signal Processing", *IEEE Transactions on Computers*, January 1987.
- [15] E. A. Lee, D. G. Messerschmitt, "Synchronous Dataflow", *Proceedings of the IEEE*, September 1987.
- [16] J. R. McGraw, S. K. Skedzielewski, S. Allan, D. Grit, R. Oldehofft, J. Glauert, I. Dobes, P. Hohensee, "SISAL: Streams and Iteration in a Single Assignment Language", Language Reference Manual, Version 1.1., July 1983.
- [17] D. R. O' Hallaron, "The ASSIGN Parallel Program Generator", Technical Report, Memorandum Number CMU-CS-91-141, School of Computer Science, Carnegie Mellon University, May 1991.
- [18] D. B. Powell, E. A. Lee, W. C. Newmann, "Direct Synthesis of Optimized DSP Assembly Code From Signal Flow Block Diagrams", *ICASSP*, San Francisco, California, March 1992.
- [19] H. Printz, "Automatic Mapping of Large Signal Processing Systems to a Parallel Machine", Memorandum CMU-CS-91-101, School of Computer Science, Carnegie-Mellon University, May 1991.
- [20] S. Ritz, M. Pankert, H. Meyr, "Optimum Vectorization of Scalable Synchronous Dataflow Graphs", Technical Report IS2/DSP93.1a, Aachen University of Technology, Germany, January 1993.
- [21] G. Sih, "Multiprocessor Scheduling to Account for Interprocessor Communication", PhD Thesis, University of California at Berkeley, 1991.
- [22] R. E. Tarjan, "Depth First Search and Linear Graph Algorithms", *SIAM J. Computing*, June 1972.
- [23] W. W. Wadge, E. A. Ashcroft, "Lucid, the Dataflow Language", Academic Press, 1985.