

Types and Static Semantic Analysis

COMS W4115

Prof. Stephen A. Edwards
Spring 2002

Columbia University
Department of Computer Science

Data Types

What is a type?

A restriction on the possible interpretations of a segment of memory or other program construct.

Useful for two reasons:

Runtime optimization: earlier binding leads to fewer runtime decisions. E.g., Addition in C efficient because type of operands known.

Error avoidance: prevent programmer from putting round peg in square hole. E.g., In Java, can't open a complex number, only a file.

Are Data Types Necessary?

No: many languages operate just fine without them.

Assembly languages usually view memory as undifferentiated array of bytes. Operators are typed, registers may be, data is not.

Basic idea of stored-program computer is that programs be indistinguishable from data.

Everything's a string in Tcl including numbers, lists, etc.

C's Type System: Base Types/Pointers

Base types match typical processor

Typical sizes:	8	16	32	64
	char	short	int	long
			float	double

Pointers (addresses)

```
int *i; /* i is a pointer to an int */
char **j; /* j is a pointer to
           a pointer to a char */
```

Composite Types: Records

A record is an object with a collection of fields, each with a potentially different type. In C,

```
struct rectangle {
    int n, s, e, w;
    char *label;
    color col;
    struct rectangle *next;
};

struct rectangle r;
r.n = 10;
r.label = "Rectangle";
```

C's Type System: Arrays, Functions

Arrays

```
char c[10]; /* c[0] ... c[9] are chars */
double a[10][3][2]; /* array of 10
                    arrays of 3 arrays
                    of 2 doubles */
```

Functions

```
/* function of two arguments
   returning a char */
char foo(int, double);
```

Applications of Records

Records are the precursors of objects:

Group and restrict what can be stored in an object, but not what operations they permit.

Can fake object-oriented programming:

```
struct poly { ... };

struct poly *poly_create();
void poly_destroy(struct poly *p);
void poly_draw(struct poly *p);
void poly_move(struct poly *p, int x, int y);
int poly_area(struct poly *p);
```

C's Type System: Structs and Unions

Structures: each field has own storage

```
struct box {
    int x, y, h, w;
    char *name;
};
```

Unions: fields share same memory

```
union token {
    int i;
    double d;
    char *s;
};
```

Composite Types: Variant Records

A record object holds all of its fields. A variant record holds only one of its fields at once. In C,

```
union token {
    int i;
    float f;
    char *string;
};

union token t;
t.i = 10;
t.f = 3.14159; /* overwrites t.i */
char *s = t.string; /* returns gibberish */
```

Applications of Variant Records

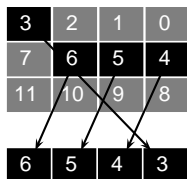
A primitive form of polymorphism:

```
struct poly {
    int x, y;
    int type;
    union { int radius;
           int size;
           float angle; } d;
};

if poly.type == CIRCLE, use poly.d.radius.
if poly.type == SQUARE, use poly.d.size.
if poly.type == LINE, use poly.d.angle.
```

Layout of Records and Unions

Slower to read an unaligned value: two reads plus shift.



SPARC prohibits unaligned accesses.

MIPS has special unaligned load/store instructions.

x86, 68k run more slowly with unaligned accesses.

C's Type System

Types may be intermixed at will:

```
struct {
    int i;
    union {
        char (*one)(int);
        char (*two)(int, int);
    } u;
    double b[20][10];
} *a[10];
```

Array of ten pointers to structures. Each structure contains an int, a 2D array of doubles, and a union that contains a pointer to a char function of one or two arguments.

Layout of Records and Unions

Modern processors have byte-addressable memory.



Many data types (integers, addresses, floating-point numbers) are wider than a byte.

16-bit integer:

	1	0
--	---	---

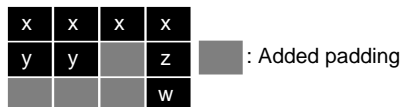
32-bit integer:

3	2	1	0
---	---	---	---

Layout of Records and Unions

Most languages "pad" the layout of records to ensure alignment restrictions.

```
struct padded {
    int x; /* 4 bytes */
    char z; /* 1 byte */
    short y; /* 2 bytes */
    char w; /* 1 byte */
};
```



Strongly-typed Languages

Strongly-typed: no run-time type clashes.

C is definitely not strongly-typed:

```
float g;
union { float f; int i } u;
u.i = 3;
g = u.f + 3.14159; /* u.f is meaningless */
```

Is Java strongly-typed?

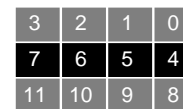
Is Tiger strongly-typed?

Layout of Records and Unions

Modern memory systems read data in 32-, 64-, or 128-bit chunks:



Reading an aligned 32-bit value is fast: a single operation.



C's Type System: Enumerations

```
enum weekday {sun, mon, tue, wed,
              thu, fri, sat};
```

```
enum weekday day = mon;
```

Enumeration constants in the same scope must be unique:

```
enum days {sun, wed, sat};
```

```
enum class {mon, wed}; /* error: mon, wed
                       redefined */
```

Statically-Typed Languages

Statically-typed: compiler can determine types.

Dynamically-typed: types determined at run time.

Is Java statically-typed?

```
class Foo {
    public void x() { ... }
}
class Bar extends Foo {
    public void x() { ... }
}
void baz(Foo f) {
    f.x();
}
```

Polymorphism

Say you write a sort routine:

```
void sort(int a[], int n)
{
    int i, j;
    for ( i = 0 ; i < n-1 ; i++ )
        for ( j = i + 1 ; j < n ; j++ )
            if ( a[j] < a[i] ) {
                int tmp = a[i];
                a[i] = a[j];
                a[j] = tmp;
            }
}
```

C++ Templates

C++ templates are essentially language-aware macros. Each instance generates a different refinement of the same code.

```
sort<int>(a, 10);

sort<double>(b, 30);

sort<char *>(c, 20);

Fast code, but lots of it.
```

Arrays

Most languages provide array types:

```
char i[10];                /* C */

character(10) i           ! FORTRAN

i : array (0..9) of character; -- Ada

var i : array [0 .. 9] of char; { Pascal }
```

Polymorphism

To sort doubles, only need to change a few types:

```
void sort(double a[], int n)
{
    int i, j;
    for ( i = 0 ; i < n-1 ; i++ )
        for ( j = i + 1 ; j < n ; j++ )
            if ( a[j] < a[i] ) {
                double tmp = a[i];
                a[i] = a[j];
                a[j] = tmp;
            }
}
```

Faking Polymorphism with Objects

```
class Sortable {
    bool lessthan(Sortable s) = 0;
}

void sort(Sortable a[], int n) {
    int i, j;
    for ( i = 0 ; i < n-1 ; i++ )
        for ( j = i + 1 ; j < n ; j++ )
            if ( a[j].lessthan(a[i]) ) {
                Sortable tmp = a[i];
                a[i] = a[j];
                a[j] = tmp;
            }
}
```

Array Address Calculation

In C,

```
struct foo a[10];

a[i] is at  $a + i * \text{sizeof}(\text{struct foo})$ 

struct foo a[10][20];

a[i][j] is at  $a + (j + 20 * i) * \text{sizeof}(\text{struct foo})$ 
```

⇒ Array bounds must be known to access 2D+ arrays

C++ Templates

```
template <class T> void sort(T a[], int n)
{
    int i, j;
    for ( i = 0 ; i < n-1 ; i++ )
        for ( j = i + 1 ; j < n ; j++ )
            if ( a[j] < a[i] ) {
                T tmp = a[i];
                a[i] = a[j];
                a[j] = tmp;
            }
}

int a[10];
sort<int>(a, 10);
```

Faking Polymorphism with Objects

This `sort` works with any array of objects derived from `Sortable`.

Same code is used for every type of object.

Types resolved at run-time (dynamic method dispatch).

Does not run as quickly as the C++ template version.

Allocating Arrays

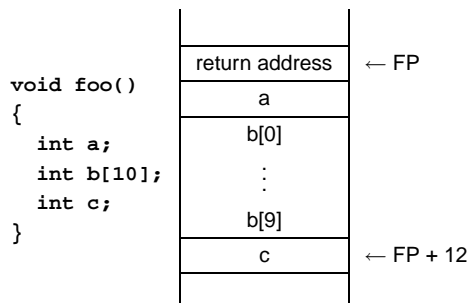
```
int a[10];                /* static */

void foo(int n)
{
    int b[15];            /* stacked */
    int c[n];            /* stacked: tricky */
    int d[];              /* on heap */
    vector<int> e;        /* on heap */

    d = new int[n*2];    /* fixes size */
    e.append(1);         /* may resize */
    e.append(2);         /* may resize */
}
```

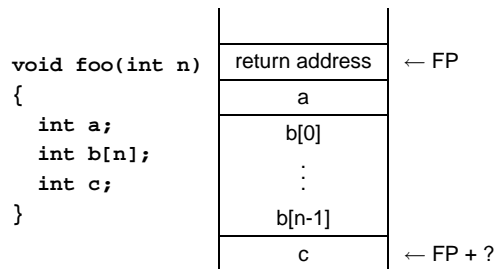
Allocating Fixed-Size Arrays

Local arrays with fixed size are easy to stack.



Allocating Variable-Sized Arrays

Variable-sized local arrays aren't as easy.



Doesn't work: generated code expects a fixed offset for c. Even worse for multi-dimensional arrays.

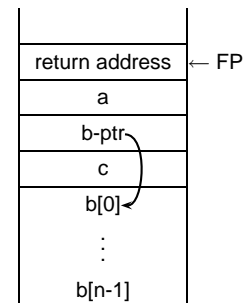
Allocating Variable-Sized Arrays

As always:
add a level of indirection

```

void foo(int n)
{
  int a;
  int b[n];
  int c;
}

```



Variables remain constant offset from frame pointer.

Static Semantic Analysis

Static Semantic Analysis

Lexical analysis: Make sure tokens are valid

```

if i 3 "This"           /* valid */
#all123                 /* invalid */

```

Syntactic analysis: Makes sure tokens appear in correct order

```

for i := 1 to 5 do 1 + break /* valid */
if i 3                 /* invalid */

```

Semantic analysis: Makes sure program is consistent

```

let v := 3 in v + 8 end /* valid */
let v := "f" in v(3) + v end /* invalid */

```

Tiger's Type System

Array types:

```

type ia = array of int
type ba = array of bar

```

Record types:

```

type point = { x : int, y : int,
               name : string }

```

Tiger's Type System: Nil

The nil keyword is a stand-in for the null pointer.

Can be assigned to any record, but nothing else.

```

let
  type rec = { x : int, y : int }
  var a : rec := nil
in if a = nil then a := rec { x=10, y=20 }
end

```

Is not a valid type

```

let
  var b := nil /* ERROR */
in end

```

Tiger's Type System

Explicit built-in types:

```

int    1 15 20 5 + 3
string "Hello There"

```

Implicit built-in types (unnamed):

```

"nil"   nil
"void"  (), a := 3, if a then b := 2

```

Tiger's Type System: Void

There's an implicit void type:

```

()
a := 3
for i := 1 to 10 do b := b + i
while i < 10 do i := i + 1

```

Can't be assigned to anything, but certain expressions must be void.

```

a := () /* ERROR */
for i := 1 to 10 do i /* ERROR */
for i := 1 to 10 do ( i ; () ) /* OK */

```

Name vs. Structural Equivalence

```
let
  type a = { x: int, y: int }
  type b = { x: int, y: int }
  var i : a := a { x = 1, y = 2 }
  var j : b := b { x = 0, y = 0 }
in
  i := j
end
```

Not legal because **a** and **b** are considered distinct types.

Name vs. Structural Equivalence

```
let
  type a = { x: int, y: int }
  type b = a
  var i : a := a { x = 1, y = 2 }
  var j : b := b { x = 0, y = 0 }
in
  i := j
end
```

Legal because **b** is an alias for type **a**.

`{ x: int, y: int }` creates a new type, not the `type` keyword.

Things to Check

Make sure variables and functions are defined.

```
let var i := 10
in i(10,20) /* Error: i is a variable */
end
```

Verifies each expression's types are consistent.

```
let var i := 10
    var j := "Hello"
in i + j /* Error: i is int, j is string */
end
```

Things to Check

- Used identifiers must be defined
- Function calls must refer to functions
- Identifier references must be to variables
- The types of operands for unary and binary operators must be consistent.
- The first expression in an `if` and `while` must be an integer.
- It must be possible to assign the type on the right side of an assignment to the lvalue on the left.
- ...

Static Semantic Analysis

Basic paradigm: recursively check AST nodes.

$1 + \text{break}$	$1 - 5$

check(+)
check(1) = int
check(break) = void
FAIL: int \neq void

check(-)
check(1) = int
check(5) = int
Types match, return int

Ask yourself: at a particular node type, what must be true?

Programming Assignment 2

Perform static semantic analysis of the Tiger program.

Complete `TigerSemant.g`, an AST tree walker that verifies the program's types are consistent.

I've written classes for types and symbol tables in a package called `semant`.

Your job:

- Finish the rules for checking a program.
- Create test programs that verify your rules.

Implementing Static Semantics

Recursive walk over the AST.

Analysis of a node returns its type or signals an error.

Implicit "environment" maintains information about what symbols are currently in scope.

`TigerSemant.g` is a tree grammar that does this.

TigerSemant.g

```
expr returns [Type t]
{ Type a, b, c; t = env.getVoidType(); }
: "nil" { t = env.getNilType(); }
| t=lvalue
| STRING { t = env.getStringType(); }
| NUMBER { t = env.getIntType(); }
| #( NEG a=expr
  { /* Verify expr is an int */
    if ( !(a instanceof Semant.INT))
      semantError(#expr,
        "Operand not integer");
    t = env.getIntType();
  } )
```

Type Classes

```
package Semant;
public abstract class Type {
  public Type actual()
  public boolean coerceTo(Type t)
}

public INT() // int
public STRING() // string
public NIL() // nil
public VOID() // ()
public NAME(String n) // type a = b
public ARRAY(Type e) // array of int
public RECORD(String n, Type t, RECORD next)
```

Type Classes

The NIL type corresponds to the `nil` keyword.

The VOID type corresponds to expressions that return no value.

```
()  
let v := 8 in end  
if a < 3 then t := 4
```

Type Classes

`coerceTo()` answers the “can this be assigned to” question.

```
type a = {x:int}  
type b = a
```

`nil.coerceTo(a)` is true

`b.coerceTo(a)` is true

`a.coerceTo(nil)` is false

Symbol Tables

Operations:

`put(String key, Object value)` inserts a new named object in the table, replacing any existing one in the current scope.

`Object get(String key)` returns the object of the given name, or `null` if there isn't one.

Type Classes

The RECORD class is a linked list representation of record types.

```
type point = { x: int, y: int }  
  
new RECORD("x", intType,  
           new RECORD("y", intType, null))
```

Environment.java

```
package Semant;  
  
public class Environment {  
    public Table vars = new Table();  
    public Table types = new Table();  
    public INT getIntType()  
    public VOID getVoidType()  
    public NIL getNilType()  
    public STRING getStringType()  
  
    public void enterScope()  
    public void leaveScope()  
}
```

Symbol Table Scopes

`void enterScope()` pushes a new scope on a stack.
`void leaveScope()` removes the topmost one.

```
Table t = new Table();  
t.put("a", new VarEntry(env.getIntType()));  
t.put("a", new VarEntry(env.getStringType()));  
t.get("a"); // string  
t.enterScope();  
t.get("a"); // string  
t.put("a", new VarEntry(env.getIntType()));  
t.get("a"); // int  
t.leaveScope();  
t.get("a"); // string
```

Type Classes

`actual()` returns the actual type of an alias, e.g.,

```
type a = int  
type b = a  
type c = b
```

`c.actual()` will return the INT type.

Symbol Tables

```
package Semant;  
  
public class Table {  
    public Table()  
    public Object get(String key)  
    public void put(String key, Object value)  
    public void enterScope()  
    public void leaveScope()  
}
```

Symbol Table Objects

Discriminates between variables and functions.

Stores extra information for each.

```
package Semant;  
  
public VarEntry(Type t)  
public FunEntry(RECORD f, Type r)
```

RECORD argument represents the function arguments;
other is the return type.

Symbol Tables and the Environment

The environment has two symbol tables:

- **types** for types
Objects stored in symbol table are **Types**
- **vars** for variables and functions
Objects are **VarEntrys** and **FunEntrys**.

Partial rule for Var

```
decl { Type a, b; }
: #( "var" i:ID
    (a=type | "nil" { a = null; } )
    b=expr
    {
    /* Verify a=b if a != null */
    /* Make sure b != nil if a == null */
    env.vars.put(i.getText(), new VarEntry(b));
    }
)
```

Rule for an Identifier

```
lvalue returns [Type t]
{ Type a, b; t = env.getVoidType(); }

: i:ID {
Entry e = (Entry) env.vars.get(i.getText());
if ( e == null )
    semantError(i, i.getText()+" undefined");
if ( !(e instanceof VarEntry) )
    semantError(i, i.getText()+" not variable");
VarEntry v = (VarEntry) e;
t = v.ty;
}
```

Partial rule for BINOP

```
| #( BINOP a=expr b=expr {
String op = #expr.getText();
if ( op.equals("+") || op.equals("-") ||
    op.equals("*") || op.equals("/") ) {
if (!(a instanceof Semant.INT) ||
    !(b instanceof Semant.INT))
    semantError(#expr, op+" operands not int");
t = a;
} else {
/* Check other operators */
}
}
```

Rule for Let

```
| #( "let"
    { env.enterScope(); }
    #(DECLS ( #(DECLS (decl)+ ))* )
    a=expr
    {
    env.leaveScope();
    t = a;
    }
)
```

Static Semantics Assignment

Augment `TigerSemant.g` with rules for every node.

Create test cases to test your code. Should have a test for every error message, every successful rule.

You may use, change, or ignore anything in the `Semant` package.

No Makefiles this time: we will compile it ourselves.

TC.java is a front-end that invokes TigerSemant.

A working scanner and parser are available as .class files. Feel free to use them or your own.