

Professor Stephen Edwards
COMS W4115, Programming Languages & Translators
Fall 2016

Java +-

-or-

Java but worse but also better

Zeynep Ejder - Language Guru

Ashley Daguanno - Manager

Anna Wen - Tester

Amal Abid - Systems Architect

Tin Nilar Hlaing - Systems Architect

Java+- Introduction

Java+- is a general purpose, object oriented-programming language that looks and feels a lot like our most favorite programming language, Java and compiles down to LLVM. .



MOTIVATION

Our goal in writing what is essentially a limited version of Java was not to reinvent the wheel but to understand what's going on under the hood of Java.

ADDED FUNCTIONALITY

We aimed to incorporate tuples into our language in order to merge the functionality of tuples with the familiarity of a language that most programmers are already well oriented with.

● FEATURES

What was brought over from Java?

- Types, Operators, Classes & Objects, Loops, Control Statements, Scoping

What was not?

- Inheritance, Garbage Collection

What was added?

- Tuples!

Software Technologies Used



Github



OCaml



LLVM



Bash

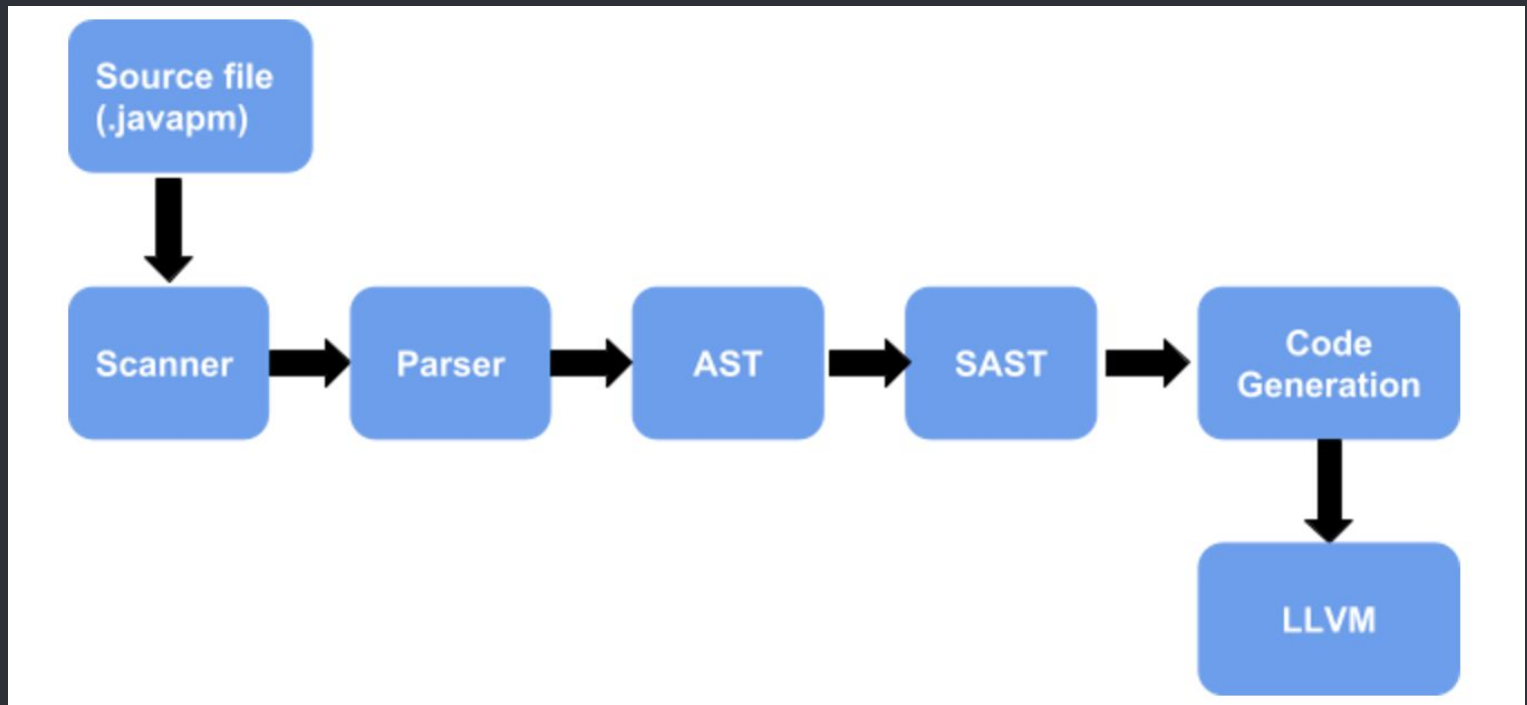


Ubuntu

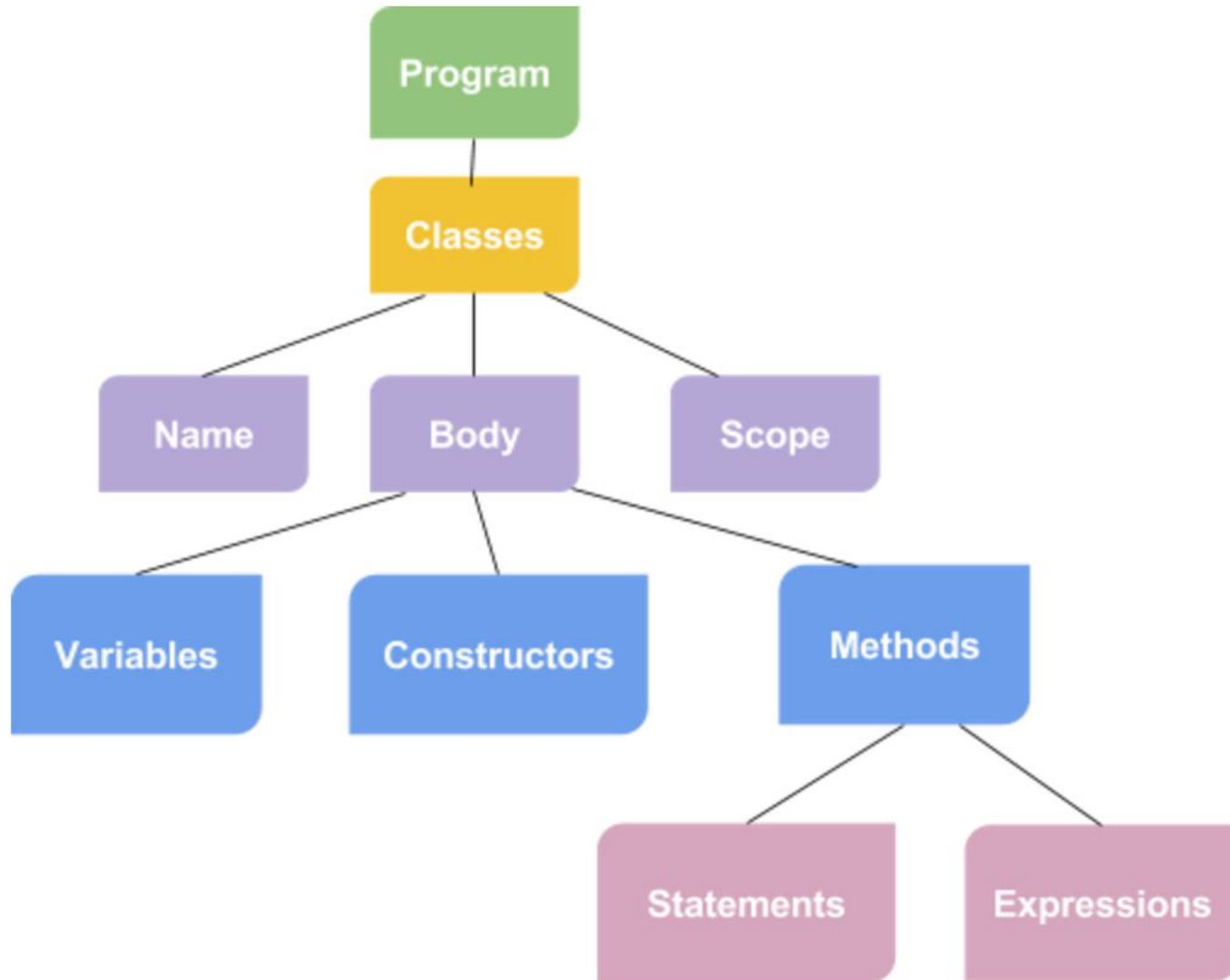


OSX

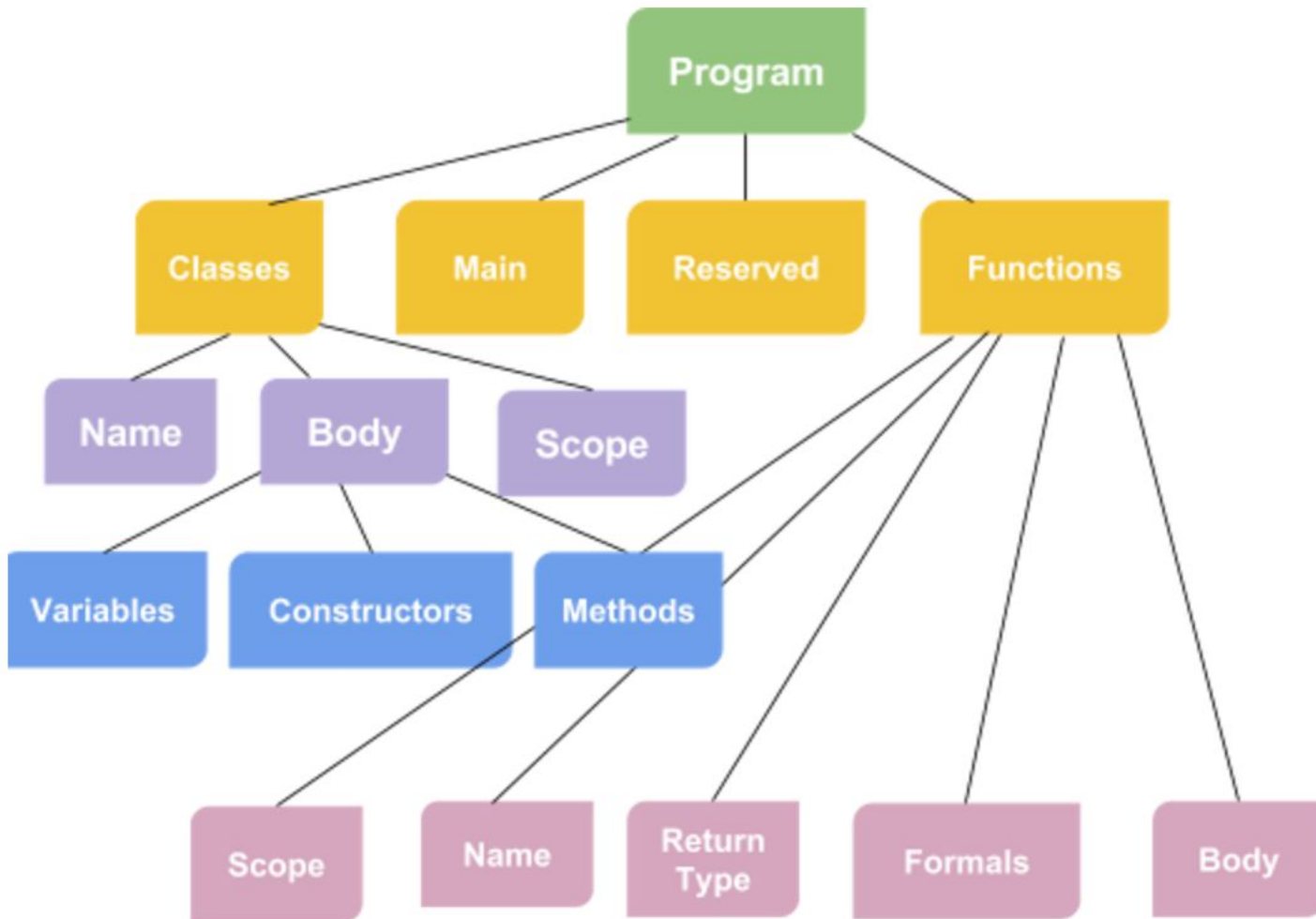
Architecture



AST



● SAST



● Testing

Testall.sh

- Micro C's test script
- Able to run all tests with one command: `./testall.sh`

How?

- Compiles and runs `test.javapm` and if result matches the corresponding `.err` or `.out` file, it passes.

● Testing

Pass Tests

```
public class HelloWorld {  
    public void main() {  
        print("Hello World");  
    }  
}
```

Fail Tests

```
public class Dummy {  
    public int x = true;  
}
```

Testing

UnitTests

```
public class TestDivision{  
    public void main(){  
        int i = 10 / 5;  
        print(i);  
    }  
}
```

Integration Tests

```
public class TestFor{  
    public void main(){  
        int i;  
        for (i = 0; i < 5; i = i + 1){  
            println(i);  
        }  
    }  
}
```

● Tuple Creation

```
Tuple<int> myTuple = new Tuple<int>(5);
```

○ Tuple Access

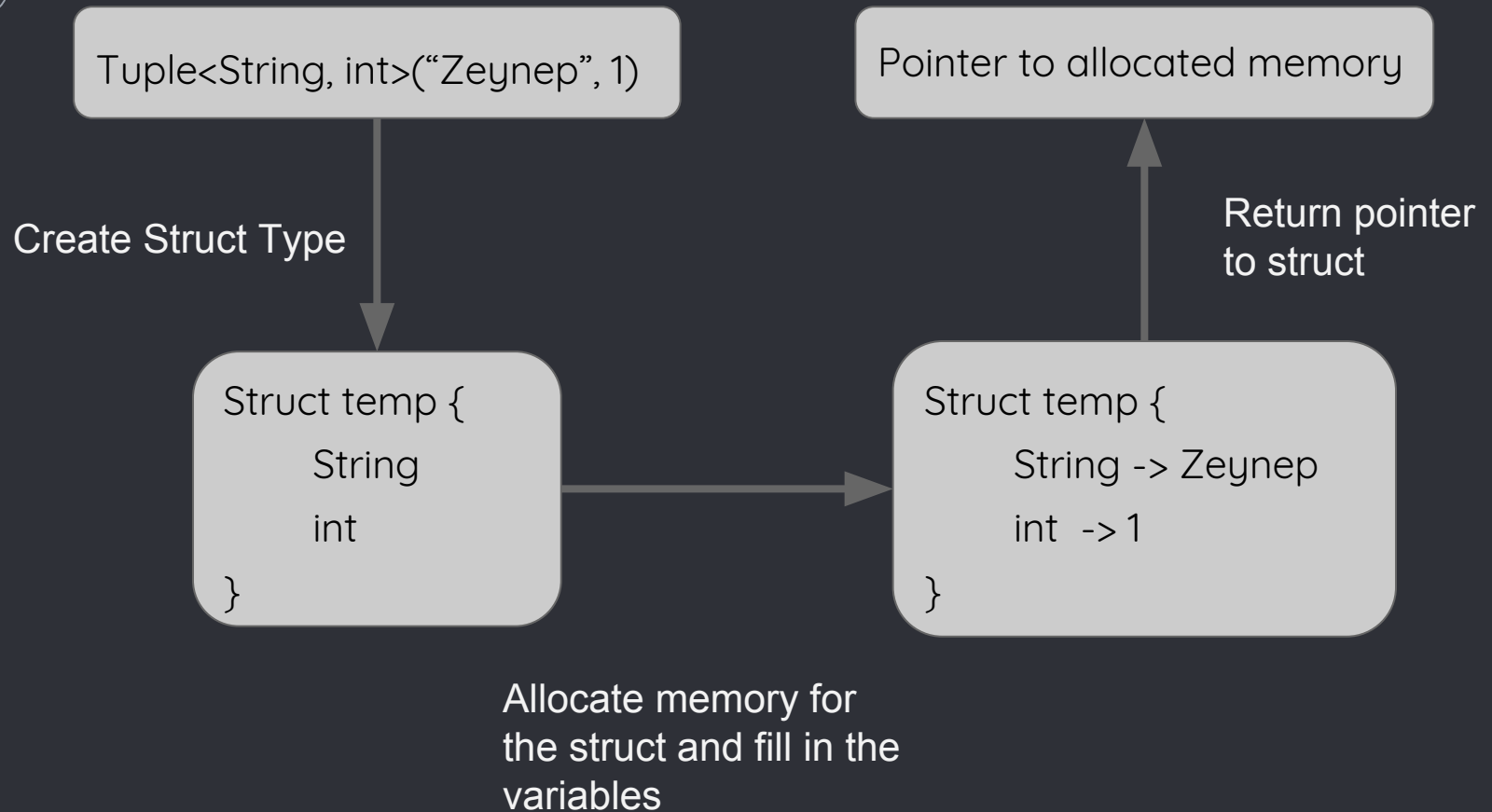
```
myTuple<<0>>
```

● Tuple Example

```
public class TestTupleAccess {  
    public Tuple<String, Int> getInfo() {  
        int age = 5;  
        Tuple<String, int> myTuple = new Tuple<String, int>("Zeynep", age);  
  
        myTuple<<1>> = 22;  
  
        return myTuple;  
    }  
    public void main() {  
        Tuple<String, int> info = getInfo();  
        println(info<<0>>);  
        println(info<<1>>);  
    }  
}
```

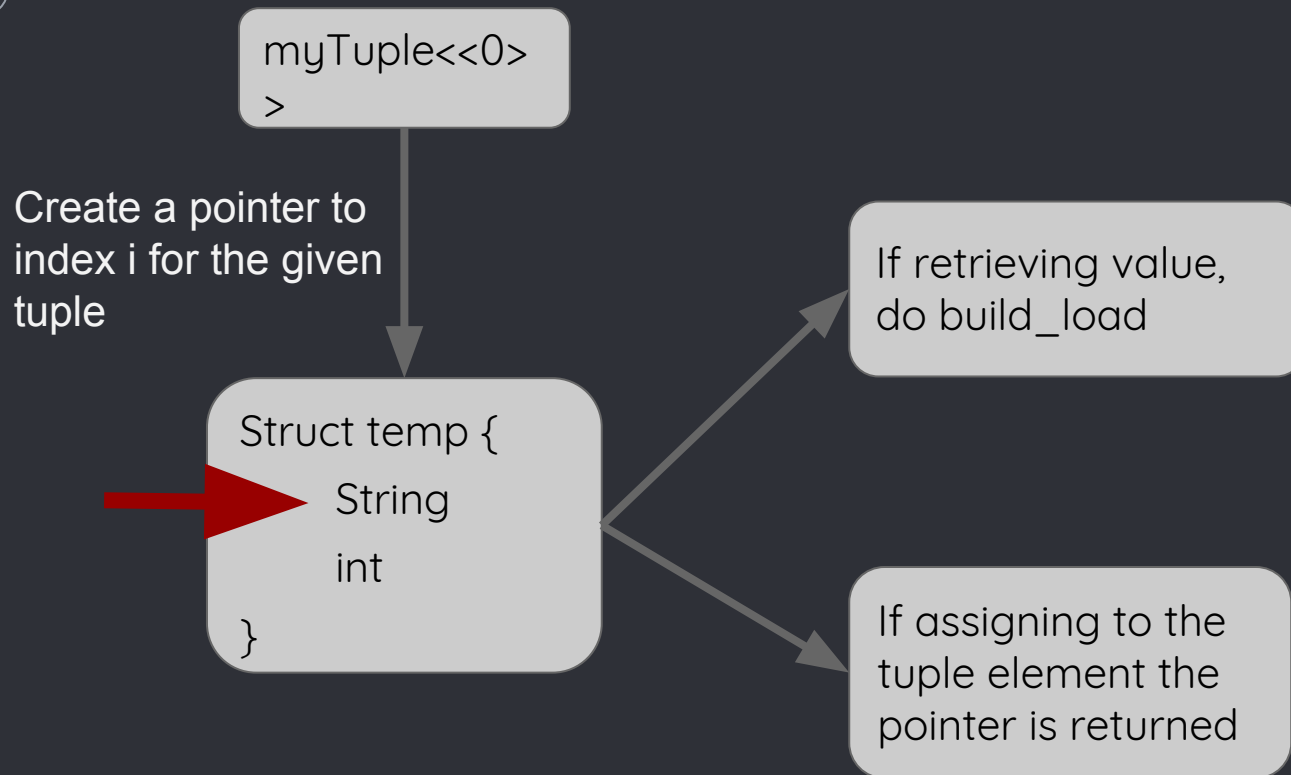
Tuples behind the scenes

Creation



• Tuples behind the scenes

Access



Thanks!

And now a demo!